



Department Data Book
School of Education
2009-2010

Buffalo State
State University of New York

SECTION I

Academic Program Inventory

The Academic Program Inventory is a compilation of all approved undergraduate and graduate degree programs at the college arranged by the department responsible for the program. Program majors are listed both by the SUCB curriculum and program name, and by the Albany program title.

SECTION II

Department Fact Sheets

The Department Fact Sheets present comparable data on a number of variables pertaining to academic departments. The information is collected routinely through many offices, but the fact sheet is the only summary of these data. Departments are arranged alphabetically within Faculty.

Definition of Terms

- Academic Programs: The local titles and curriculum codes of degree programs administered by the department. All fact sheet data relate only to these programs.
- FTE Student: Full-Time Equivalent Student is a standardized measure of academic activity. The
$$\frac{\text{Undergraduate Credit Hours Consumed}}{15} + \frac{\text{Graduate Credit Hours Consumed}}{12}$$
- FTE Faculty: The sum of the instructional FTE (Department Chairs = 0.5 Instructional FTE) for
- S/F: Student Faculty Ratio =
$$\frac{\text{FTE Students}}{\text{FTE Faculty}}$$
- Major: Number of majors committed to all department programs, graduate and undergraduate, for the Fall Semester.
- Degrees Granted: The number of undergraduate degrees granted between July 1 and June 30 of the following year. Example: Under the 08/09 column, all degrees granted between July 1, 2008 and June 30, 2009 are included.
- New Freshman: The number of new freshman registering at SUCB during the academic year.
- New Transfer: The number of new transfer students registering at SUCB during the academic year.
- Student Profile: Ethnicity, Gender and Full Time/Part Time statistics by department.
- Trend Line: The percentage change in FTE faculty and FTE students is based on the 2003-04 academic year as a baseline.

SECTION III

Faculty Listings

The Faculty Listings is a budgetary accounting of the personnel resources allocated to each department. These listings are limited to charges against state purpose funds and consequently do not reflect the total departmental resources nor the complexity of faculty activity. Departments are arranged alphabetically within Faculty.

Definition of Terms

- Line #: Budgeted line number.
- Budgeted FTE: Each faculty position and, hence, each budgeted faculty line is designated as either full-time or part-time for the Fall Semester. A full-time line has the designation 1.00 FTE. A part-time line has a value less than 1.0 (usually .125, .25, or .50). For faculty who had student FTE in Spring 2010 only, the budgeted FTE were listed but not counted as part of the departmental total.
- FTE Student: See FTE STD in Department Fact Sheets (Section II).

ACADEMIC PROGRAM INVENTORY BY DEPARTMENT WITHIN SCHOOL

<u>SCHOOL OF ARTS AND HUMANITIES</u>		<u>SUCB</u>		<u>ALBANY</u>	
		Code	Program	Degree	Title
CNS	ART CONSERVATION	CNS	Conservation of Historic & Art Works	MA	Art Conservation
		CNS	Art Conservation	CAS	Art Conservation
AED	ART EDUCATION	AED	Art Education	BS	Art Education k-12
		AED	Art Education	MS Ed	Art Education k-12
		AED	Art Education Birth-12 Post Bac, Certifi	CAS	Art Education
COM	COMMUNICATION	COM	Communication Studies	BA	Communication Media
		COMW	Pre-Communications	BA	
		JBS	Journalism	BA	Broadcasting
		MDP	Media Production	BA	Media Production
		PCM	Public Communication	BA	Public Communication
		TFA	Television and Film Arts	BA	Television and Film
		TVA	Television Arts	BA	Television Arts
DES	DESIGN	CER	Ceramics	BFA	Design
		CMD	Communication Design	BS	Design
		DES	Design	BFA	Design
		FIB	Fibers	BFA	Design
		INT	Interior Design	BFA	Design
		MJD	Metals/Jewelry	BFA	Design
		WFD	Wood/Furniture	BFA	Design
ENG	ENGLISH	ENG	English	BS	English
		ENS	English 7-12	BA	English 7-12
		WRT	Writing	BA	English
		ENG	English	MA Ed	English 7-12
		ENS	English 7-12 Post Bac. Certificate	CAS	English Education 7-12
		ENGW	Pre-English		
FAR	FINE ARTS	ART	Art	BA	Art
		ARH	Art History	BA	Art History
		FARW	Pre-Fine Arts		
		UNC	BFA Uncommitted		
		PTG	Painting	BFA	Painting
		PHO	Photography	BFA	Photography
		PRT	Printmaking	BFA	Printmaking
		SCL	Sculpture	BFA	Sculpture
MCL	MODERN & CLASSIC LANGUAGES	FRS	French 7-12	BS	French 7-12
		SPS	Spanish 7-12	BS	Spanish 7-12
		FRE	French	BA	French
		ITA	Italian	BA	Italian
		SPA	Spanish	BA	Spanish
		FRS	French 7-12 Post Bac. Certificate	CAS	French Education
		SPS	Spanish 7-12 Post Bac. Certificate	CAS	Spanish Education
MUS	MUSIC	MUS	Music	BA	Music
		MUE	Music Education	Mus. B.	Music Education
PHI	PHILOSOPHY & HUMANITIES	PHI	Philosophy	BA	Philosophy
		HUM	Humanities	BA	Humanities
THA	THEATER	TAR	The Arts	BA	The Arts
		THA	Theater	BA	Theatre
		ALT	Arts & Letters	BA	The Arts

Academic Program Inventory

		<u>SUCB</u>		<u>ALBANY</u>	
<u>SCHOOL OF EDUCATION</u>		<u>Code</u>	<u>Program</u>	<u>Degree</u>	<u>Title</u>
EDF	EDUCATIONAL FOUNDATIONS	BMEW	Pre-Business Marketing Education		
		BME	Business & Marketing Education	BS	Business & Distributive Education
		CTEW	Pre-Career and Technical Education		
		CTE	Career & Technical Education	BS	Vocational Technical Education
		VTE	Vocational & Technical Ed	BS	Vocational Technical Education
		BME	Business & Marketing Education	MS Ed	Business & Marketing Education
		CTE	Career & Technical Education	MS Ed	Vocational Technical Education
		ADE	Adult Education	MS	Adult Education
		ADE	Adult Education Certificate	CAS	Adult Education
		BME	Business & Marketing Ed. Certificate	CAS	Business & Marketing Education
		CTE	Career Technology Ed. Post Bac. Cert.	CAS	Career & Technical Education
		BMEW	Pre-Business & Marketing Education		
		CTEW	Pre-Career & Technical Education		
		ADEW	Pre-Adult Education		
EDU	ELEMENTARY EDUCATION & READING				
		CEDW	Pre-Elementary Education		
		CED	Childhood Education	BS	Childhood Education
		ECE	Early Childhood Education	BS	Early Childhood Education
		ECC	Early Child & Education	BS	Early childhood & Childhood Ed
		CEN	Childhood Education & English 7-9	BS	Childhood Education & English
		CMT	Childhood Education & Math 7-12	BS	Childhood Education & Math
		CSS	Childhood Education Social Studies	BS	Childhood Education & Social Studies
		CSH	Childhood Education & Spanish	BS	Childhood Ed & Spanish
		ELE	Elementary Education	MS Ed	Elementary Education N-9
		CUR	Curriculum & Instruction	MS Ed	Curriculum & Instruction
		ECT	Early Childhood Education	MS Ed	Early Childhood Education
		CET	Childhood Education	MS Ed	Childhood Education
		ENS	Early Sec. English	MS Ed	English N-9
		MTS	Early Sec. Mathematics	MS Ed	Mathematics N-9

Academic Program Inventory

		<u>SUCB</u>		<u>ALBANY</u>			
<u>SCHOOL OF EDUCATION</u>		<u>Code</u>	<u>Program</u>	<u>Degree</u>	<u>Title</u>		
EDU	ELEMENTARY EDUCATION & READING	ESS	Early Sec. Science	MS Ed	General Science N-9		
		SSS	Early Sec. Social Studies	MS Ed	Social Studies N-9		
		FRS	Early Sec. French	MS Ed	French N-9		
		SPS	Early Sec. Spanish	MS Ed	Spanish N-9		
		RDG	Reading	MPS	Reading Teacher		
		LTS	Literacy Spec. 5-12	MS Ed	Literacy Spec. 5-12		
		RDG	Reading	MS Ed	Reading Teacher		
		LTB	Literacy Spec. Birth-6	MS Ed	Literacy Spec. Birth-6		
		CED	Childhood Education	MS Ed	Childhood Education		
		ECE	Early Childhood Education	MS Ed	Early Childhood Education		
		ELE	Elementary Education Post Bac. Certific	CAS	Elementary Education Pre k-6		
		CED	Childhood Education Post Bac. Certific	CAS	Childhood Education		
		CED	Child Ed. & Early Child Ed. Post Bac. C	CAS	Childhood Education 1-6		
		RDGW	Pre-Elementary Educationa & Reading				
		EDLW	Pre Educational Leadership				
		CURW	Pre Curriculum & Instruction				
		ECTW	Pre-Childhood Education w/certification				
		ENSW	Pre-Elementary Ed. & Early Sec.: English				
		MTSW	Pre-Elementary Ed. & Early Sec.: Math				
		ESSW	Pre-Elementary Ed. & Early Sec.: Science				
		SSSW	Pre-Elementary Ed. & Early Sec. Social Studies				
		FRSW	Pre-Elementary Ed & Early Sec. French				
		SPSW	Pre-Elementary Ed & Early Sec. Spanish				
		RDGW	Pre-Reading Professional Studies				
		RDGW	Pre-Reading				
		LTBW	Pre-Literacy Spec. Birth-6				
		CEDW	Pre-Childhood Education				
		ECEW	Pre-Early Childhood Education				
		EDL	Educational Leadership	CAS	Educational Leadership		
		RDG	Reading	MPS	Reading		
		EXE	EXCEPTIONAL EDUCATION	EXE	Teachers of Exceptional Ed & El. Ed	BS Ed	Special Education
				EXE	Exceptional Education	BS Ed	Special Education
				EXEW	Pre-Exceptional Education		
				BXE	Teaching Bilingual Except Individual	MS Ed	Teaching Bilingual Except Individual
EXD	Exceptional Education			MS Ed	Special Education		
EXC	Special Education Early Childhood			MS Ed	Special Education		
EXC	Special Education Childhood			MS Ed	Special Education		
EXA	Special Education Adolescence			MS Ed	Special Education		
BXEW	Pre-Exceptional Education, bilingual						
EXDW	Pre-Exceptional Education						
EXCW	Pre-Special Education Early Childhood						
EXCW	Pre-Special Education Childhood						
EXAW	Pre-Special Education Adolescence						

Academic Program Inventory

		<u>SUCB</u>		<u>ALBANY</u>	
<u>SCHOOL OF NATURAL & SOCIAL SCIENCES</u>		<u>Code</u>	<u>Program</u>	<u>Degree</u>	<u>Title</u>
ANT	ANTHROPOLOGY	ANT	Anthropology	BA	Anthropology
BIO	BIOLOGY	BGS	Biology Education 7-12	BS	Biology Education 7-12
		BGX	Biology 5-12	BS	Biology 7-12
		BIO	Biology	BA	Biology
		BIO	Biology	MA	Biology
		BIS	Secondary Education: Biology	MS Ed	Biology 7-12
		BGS	Biology 7-12 Post Bac. Certificate	CAS	Biology Education 7-12
		BGX	Biology 5-12 Post Bac. Certificate	CAS	Biology Education 7-12 5-6 EXT
		BIOW	Pre-Biology		
CHE	CHEMISTRY	CGS	Secondary Education: Chemistry	BS	Chemistry 7-12
		CGS	Chemistry Education 7-12	BS	Chemistry Education 7-12
		CHE	Chemistry	MS Ed	Chemistry 7-12
		FRC	Forensic Chemistry	BS	Forensic Chemistry
		FRCW	Pre-Forensic Chemistry		
		CHE	Chemistry	MA	Chemistry
		CHS	Secondary Education: Chemistry	MS Ed	Chemistry 7-12
		CGS	Chemistry 7-12 Post Bac. Certificate	CAS	Chemistry Education 7-12
		CGX	Chemistry 5-12 Post Bac. Certificate	CAS	Chemistry Education 7-12 5-6 EXT
		CHEW	Pre Chemistry		
ENS	EARTH SCIENCES & SCIENCE EDUCAT	EGS	Secondary Education: Earth Science	BS	Earth Science 7-12
		EGS	Earth Science Education 7-12	BS	Earth Science Education 7-12
		GEO	Geology	BA	Geology
		EAS	Earth Sciences	BS	Earth Sciences
		EGS	General Science Secondary Education	MS Ed	General Science Secondary Education
		EAS	Secondary Education: Earth Science	MS Ed	Earth Science 7-12
		EGS	Earth Science 7-12 Post Bac. Certificate	CAS	Earth Science Education 7-12
		EGX	Earth Science 5-12 Post Bac. Certificate	CAS	Earth Science Education 7-12 5-6 EXT
		EGSW	Pre-Earth Sciences Education		

Academic Program Inventory

		<u>SUCB</u>		<u>ALBANY</u>	
<u>SCHOOL OF NATURAL & SOCIAL SCIENCES</u>		<u>Code</u>	<u>Program</u>	<u>Degree</u>	<u>Title</u>
ECO	ECONOMICS & FINANCE	ECO	Economics (BS)	BS	Economics
		ECO	Economics (BA)	BA	Economics
		AEC	Applied Economics	MA	Applied Economics
GEG	GEOGRAPHY & PLANNING	GEG	Geography	BA	Geography
		URP	Urban Regional Analysis & Planning	BS	Urban Regional Analysis & Planning
HIS	HISTORY & SOCIAL STUDIES EDUCATI	SSS	Secondary Education: Social Studies	BS	Social Studies 7-12
		SSS	Social Studies Education 7-12	BS	Social Studies Education 7-12
		HIS	History	BA	History
		HIS	History	MA	History
		SSS	Secondary Education: Social Studies	MS Ed	Social Studies 7-12
		SSS	Social Studies Education 7-12	MS Ed	Social Studies Education 7-12
		SSS	Social Studies Ed. 7-12 Post Bac. Cert.	CAS	Social Studies Education 7-12
		SSX	Social Studies Ed. 5-12 Post Bac. Cert.	CAS	Social Studies Education 7-12 5-6 EXT
		HISW	Pre-Social Studies and History		
MAT	MATHEMATICS	MAT	Mathematics (BA)	BA	Mathematics
		MAT	Mathematics (BS)	BS	Mathematics 7-12
		MTS	Secondary Education: Math	BS	Mathematics 7-12
		MTS	Secondary Education: Mathematics	MS Ed	Mathematics 7-12
		MTS	Mathematics 7-12 Post Bac. Certificate	CAS	Mathematics Education 7-12
		MTX	Mathematics 5-12 Post Bac. Certificate	CAS	Mathematics Education 7-12 5-6 EXT
		MTSW	Pre-Secondary Education: Math		
PHY	PHYSICS	PGS	Secondary Education: Physics	BS	Physics 7-12
		PGS	Physics Education 7-12	BS	Physics Education 7-12
		PHY	Physics (BA)	BA	Physics
		PHY	Physics (BS)	BS	Physics
		PGS	Physics 7-12 Post Bac. Certificate	CAS	Physics Education 7-12
		PGX	Physics 5-12 Post Bac. Certificate	CAS	Physics Education 7-12 5-6 EXT
PSC	POLITICAL SCIENCE	PSC	Political Science	BA	Political Science
PSY	PSYCHOLOGY	PSY	Psychology (BA)	BA	Psychology
		PSY	Psychology (BS)	BS	Psychology
SOC	SOCIOLOGY	SOC	Sociology (BA)	BA	Sociology
		SOA	Applied Sociology	BA	Sociology

Academic Program Inventory

		<u>SUCB</u>		<u>ALBANY</u>	
<u>SCHOOL OF PROFESSIONS</u>		<u>Code</u>	<u>Program</u>	<u>Degree</u>	<u>Title</u>
BUS	BUSINESS	BSA	Business Administration	BS	Business Administration
		BSAW	Pre-Business		
		BUS	Business Studies	BS	Special Studies
CIS	COMPUTER INFORMATION SYSTEMS	CISW	Pre-Computer Information Systems		
		CIS	Computer Information Systems	BS	Computer Information Systems
		EDC	Educational Computing	MS Ed	Educational Computing
		EDCW	Pre-Educational Computing		
CRS	CENTER FOR STUDIES IN CREATIVITY	CRS	Creative Studies	MS	Creative Studies
		CRT	Creative Studies Certificate	CAS	Creativity & Change Leadership
		CRSW	Pre-Creative Studies		
CRJ	CRIMINAL JUSTICE	CRJW	Pre-Criminal Justice		
		CRJ	Criminal Justice	BS	Criminal Justice
		CRJ	Criminal Justice	MS	Criminal Justice
		CRJW	Pre-Criminal Justice		
NFS	DIETETICS & NUTRITION	DIE	Dietetics	BS	Dietetics
		DIE	Dietetics	MS	Clinical Dietetics
HWE	HEALTH & WELLNESS	HEW	Health & Wellness	BS	Health/Wellness
HTR	HOSPITALITY ADMINISTRATION	HTR	Hospitality Administration	BS	Hospitality Administration
SWK	SOCIAL WORK	SWKW	Pre-Social Work		
		SWK	Social Work	BS	Social Work
SLP	SPEECH-LANGUAGE PATHOLOGY	SLP	Communication Disorders	BS	Communication Disorders
		SLP	Speech-Language Pathology & Audiology	BS	Speech-Language Pathology
		SLP	Speech-Language Pathology	BS Ed	Speech-Language Pathology
		SLP	Speech-Language Pathology	MS Ed	Speech-Language Pathology
		SLPW	Pre-speech-Language Pathology		

Academic Program Inventory

		<u>SUCB</u>		<u>ALBANY</u>	
<u>SCHOOL OF PROFESSIONS</u>		<u>Code</u>	<u>Program</u>	<u>Degree</u>	<u>Title</u>
CSP	STUDENT PERSONNEL ADMINISTRATI	SPDW	Pre-Student Personnel		
		SPD	Student Personnel Administration	MS	Student Personnel Administration
TEC	TECHNOLOGY	FTT	Fashion Technology	BS	Fashion & Textile Technology
		TED	Technology Education	BS	Technology Education
		TEC	Industrial Technology	BS	Industrial Technology
		ETP	Electronics: Power & Machines	BTECH	Engineering Tech: Power & Machines
		ETE	Electronics: Electronics	BTECH	Engineering Technology: Electricity
		MET	Mechanical Engineering Technology	BTECH	Mechanical Engineering Technology
		ETP	Electrical Engineering Tech, Power and	BS	Engineering Tech: Power & Machines
		ETE	Electrical Engineering Tech, Electronics	BS	Engineering Technology: Electricity
		MET	Mechanical Engineering Technology	BS	Mechanical Engineering Technology
		TED	Technology Education	MS Ed	Technology Education
		IDT	Industrial Technology	MS	Industrial Technology
		TED	Technology Ed. Post Bac. Certificate	CAS	Technology Education
		TEDW	Pre-Technology Education		
		IDTW	Pre-Industrial Technology		

ADDITIONAL DESIGNATIONS

CPS	CONTINUING PROFESSIONAL STUDIES	SON	C/Ed - Other Institution Summer		
UNC	UNIVERSITY COLLEGE	CEDW	Undeclared-Childhood Education		
		INS	Individualized Studies		
		NON	UG Non-Matriculated		
		OVS	Non-SUCB SUNY Overseas		
		PDG	Non-Matric Post Degree		
		SPP	Visiting Student Program		
		UNC	Undeclared		
GRS	GRADUATE SCHOOL	MUL	Multidisciplinary Studies	MA	Multidisciplinary Studies
		MUL	Multidisciplinary Studies	MS	Multidisciplinary Studies
		HRD	Human Resource Development	CAS	Human Resource Development
		GND	Graduate Non-Degree		Not in a Program
		MULW	Pre-multidisciplinary Studies, General		
		HAS	Pre-multidisciplinary Studies, Mgt Hm Svs		
		PMT	Post Masters		
		VST	Graduate - 1 Semester		

All College

	2003/04	2004/05	2005/06 *	2006/07	2007/08	2008/09	2009/10
FTE Student							
Fall	8976	9056	9062	9296	9184	9626	10,056
U/G	8054	8121	8128	8379	8302	8682	9114
Grad	921	935	934	917	882	944	942
Spring	8410	8775	8739	8757	8693	9039	9376
U/G	7480	7830	7797	7830	7801	8118	8406
Grad	930	945	942	927	892	921	970
Average	8693	8916	8901	9027	8939	9333	9716
Fall FTE Faculty	419.7	421	427.1	448.7	465.3	468.7	467.4
FT Fac	386.0	393	399	416	429	430	425
PT Fac	312.0	322	360	339	358	363	412
S/F	20.7	21	20.8	20.1	19.2	19.9	20.8
Major Enrollment							
Fall							
U/G	7299	9008	9010	9314	9139	9371	9,822
Grad	1923	2064	1996	1906	1854	1863	1,892
Fall Total	9222	11072	11006	11220	10993	11234	11,714
Spring							
U/G	6959	8473	8980	8586	8564	8834	9,152
Grad	1871	1996	1970	1854	1844	1872	1,874
Spring Total	8830	10469	10950	10440	10408	10706	11,026
Degrees Granted							
Bachelor's	1656	1551	1686	1791	1766	1,768	
Master's	818	753	754	830	767	830	
Fall Data							
New Freshmen	1379	1363	1250	1495	1450	1559	1530
New Transfers	1011	1014	1081	1133	1116	1185	1408
New Grad Students	408	461	391	452	400	502	443

* Academic programs listed only include those programs with enrolled students

* As of 2002/2003, Master's degrees granted include multidisciplinary studies & post master's certificates

* New freshman include all first time students (committed and non-committed)

* 2004/2005 FTE & Enrollment figures include all UG & Grad students (including other majors not listed elsewhere)

* New graduate students include non-matriculated status

Academic Programs and Enrollment - Fall 2009 & Spring 2010

Other Majors

Fall 2009 Spring 2010

GND	Graduate Non-Degree	131	104
GRX	Graduate Cross-Registration	0	1
MUL	Multidisciplinary Studies	134	142
MULW	Pre-Multidisciplinary General	4	2

Other Minors

Fall 2009 Spring 2010

WST	Woman's Studies	4	26
INE	International Studies	7	8
IRE	International Relations	1	14
CDP	Community Diversity & Peace	2	1
LGL	Legal Studies	6	22
IEC	Indigenous Studies	0	2
GEG	Geographic Info. Systems	5	9

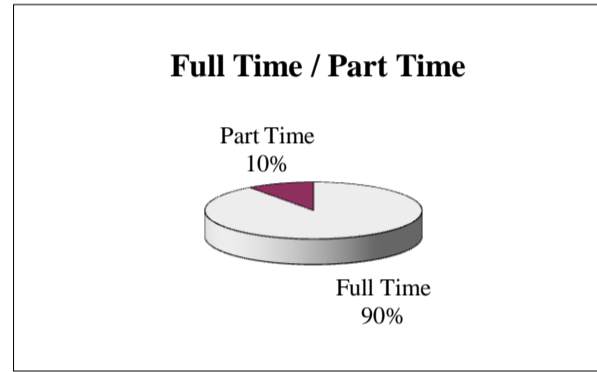
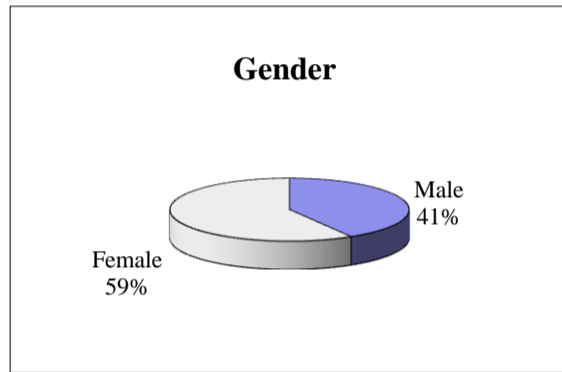
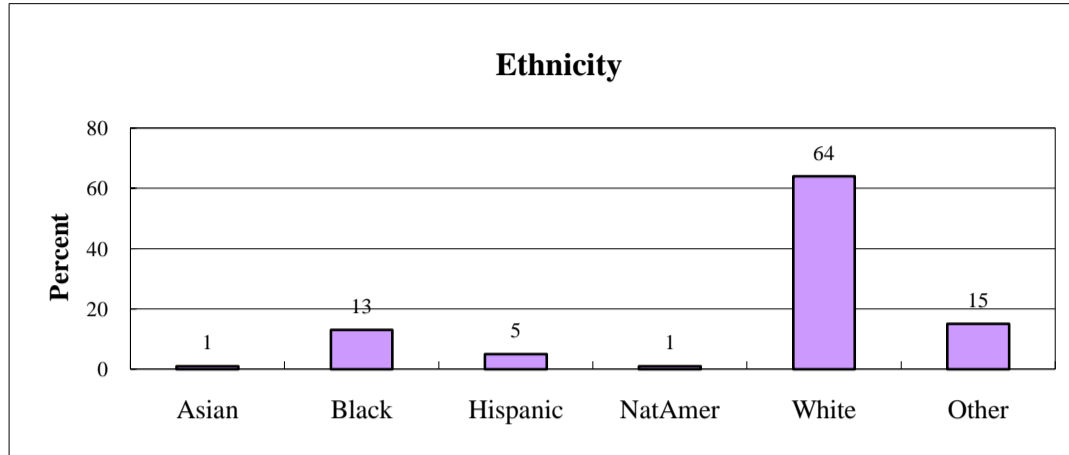
Fall 2009 Spring 2010

GRAND TOTAL HEADCOUNT

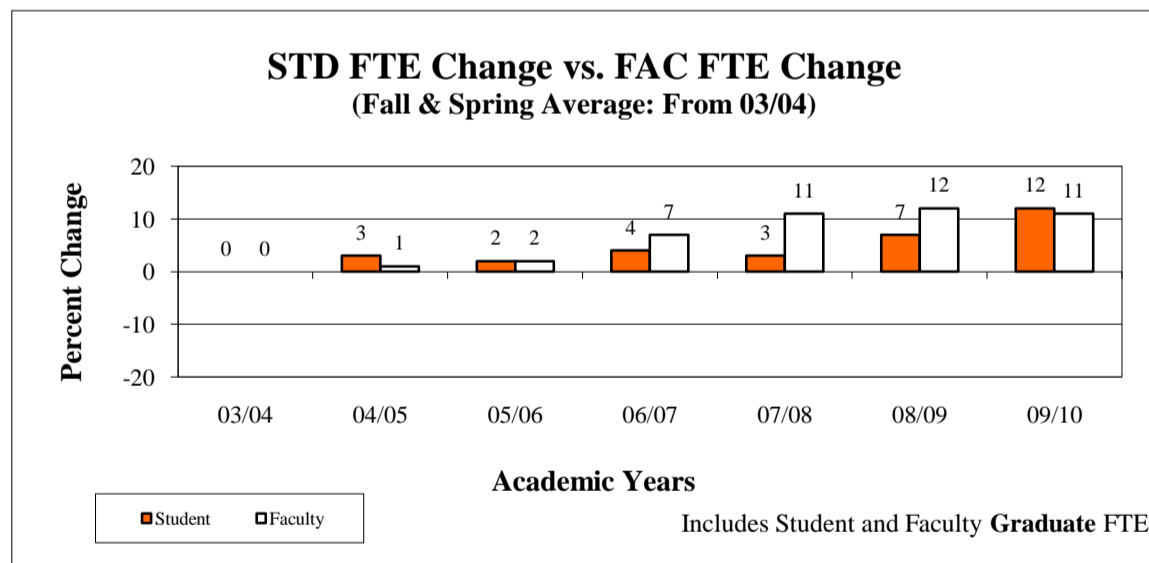
UG	9,822	9,152
Grad	1,892	1,874

All College (Graphics reflect undergraduate enrollment only)

STUDENT PROFILE



PERCENT CHANGE IN STUDENT AND FACULTY FTE



SCHOOL SUMMARY SHEET

University College

	2003/04	2004/05	2005/06 *	2006/07	2007/08	2008/09	2009/10
FTE Student							
Fall Total				169	374	666	778
U/G				169	374	666	778
Grad				0	0	0	0
Spring Total				116	432	485	598
U/G				116	432	485	597
Grad				0	0	0	1
Average				142	403	576	688
FTE Faculty				3	3.0	3.0	3.0
FT Fac				3	3	3	3
PT Fac				0	0	0	0
S/F				47.5	134.4	191.8	229.4
Major Headcount							
Fall							
U/G	1962	1743	1562	1451	1384	1214	1104
Grad	0	0	0	0	0	0	0
Fall Total	1962	1743	1562	1451	1384	1214	1104
Spring							
U/G	1593	1385	1262	1596	1017	931	784
Grad	0	0	0	0	0	0	0
Spring Total	1593	1385	1262	1596	1017	931	784
Degrees Granted							
Bachelor's	24	27	36	56	56	57	
Master's	0	0	0	0	0	0	
Fall Data							
New Freshmen	723	710	646	610	616	540	457
New Transfers	176	135	123	131	141	115	157
New Grad Students	0	0	0	0	0	0	0

* Academic programs listed only include those programs with enrolled students.

* Bachelor's degrees granted include INS majors

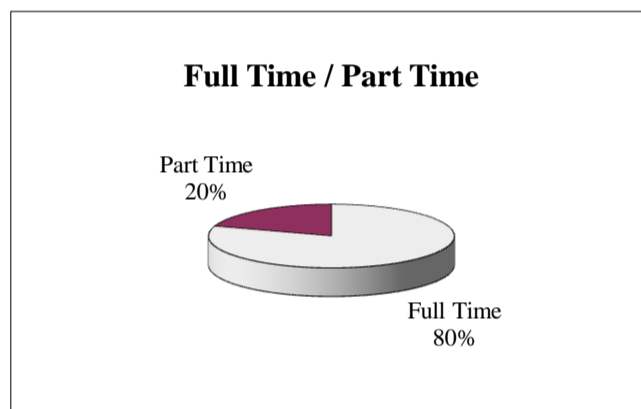
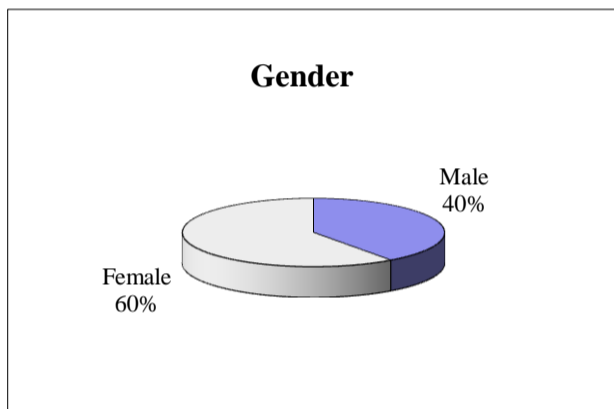
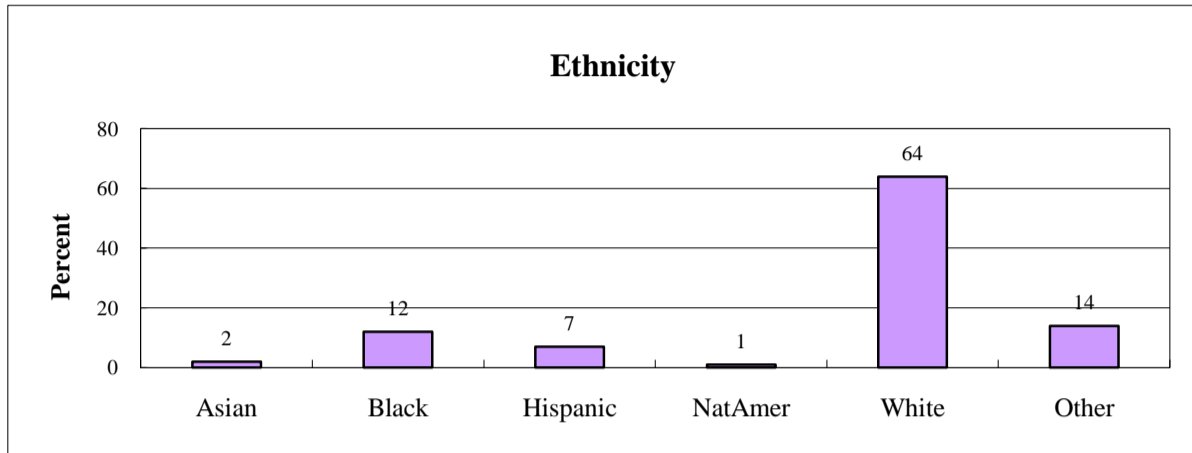
Academic Programs and Enrollment - Fall 2009 & Spring 2010

<u>Undergraduate Major</u>			<u>Fall 2009</u>	<u>Spring 2010</u>
CPS	SON	C/Ed - Other Institution Summe	3	0
UNC	CEDW	Undeclared-Childhood Education	200	85
	FEX	Foreign Exchange	2	8
	INS	Individualized Studies	78	124
	NON	UG Non-Matriculated	185	171
	REG	RO Office (Cross-Registration)	0	6
	NSE	National Student Exchange	1	9
	OVS	Non-SUCB SUNY Overseas	0	0
	PDG	Non-Matric Post Degree	1	0
	SPP	Visiting Student Program	0	12
	UNC	Undeclared	634	369


Other (2009-2010 Only)

	INE	NSE	LIB	Total Other
FTE Student				
Fall	35.0	9.6	9.9	54.5
Spring	48.2	11.2	4.32	63.7
Average	41.6	10.4	7.1	59.1

STUDENT PROFILE



PERCENT CHANGE IN STUDENT AND FACULTY FTE



SCHOOL SUMMARY SHEET

School of Education

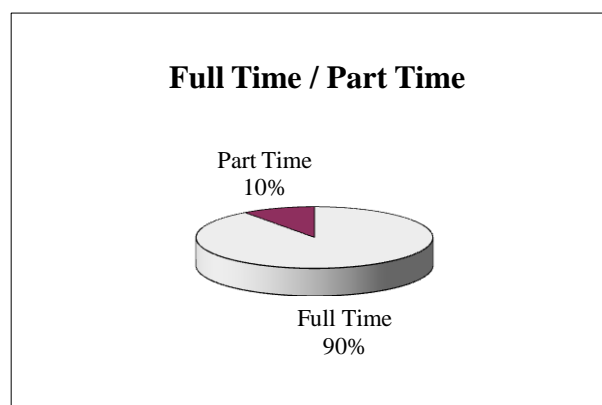
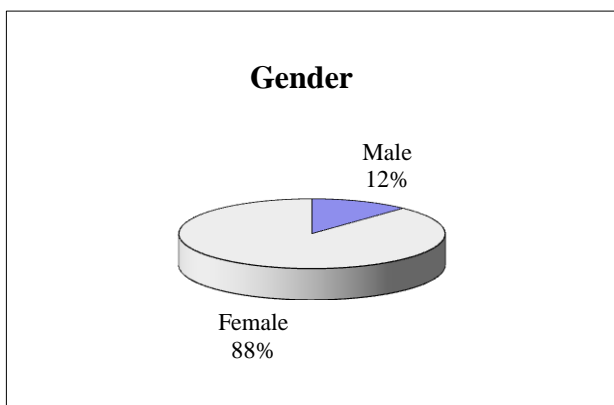
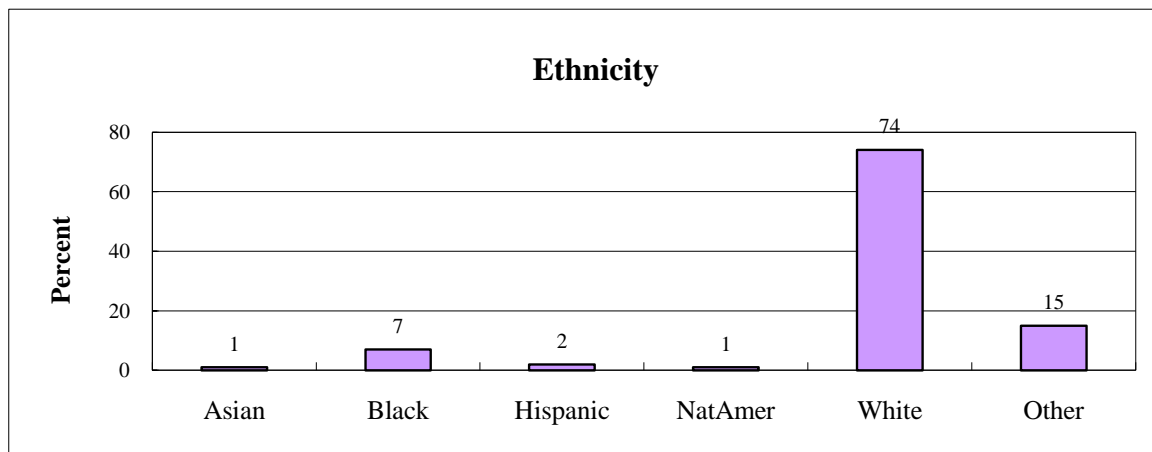
	2003/04	2004/05	2005/06 *	2006/07	2007/08	2008/09	2009/10
FTE Student							
Fall	1521	1276	1509	1504	1251	1183	1295
U/G	1028	791	1004	963	834	766	798
Grad	494	485	506	541	418	417	497
Spring	1310	1227	1518	1295	1233	1236	1293
U/G	773	486	925	770	736	706	709
Grad	538	742	593	525	497	530	584
Average	1416	1252	1514	1400	1242	1210	1294
FTE Faculty	73	71.9	76.1	79.8	78	74.8	69.5
FT Fac	63	64	65	68	67	61	56
PT Fac	65	55	65	69	72	79	76
S/F	19.4	17.4	19.9	17.5	16	16.2	18.6
Major Headcount							
Fall							
U/G	1090	1134	1376	1229	1148	1060	1028
Grad	966	883	1092	812	770	752	745
Fall Total	2056	2017	2468	2041	1918	1812	1773
Spring							
U/G	951	1122	1280	1109	1082	1012	1042
Grad	966	893	825	761	773	659	767
Spring Total	1917	2015	2105	1870	1855	1671	1809
Degrees Granted							
Bachelor's	320	215	259	265	283	271	
Master's	437	314	304	304	295	306	
Fall Data							
New Freshmen	31	30	30	33	33	34	34
New Transfers	139	151	139	125	128	137	118
New Grad Students	117	131	85	153	122	148	155

* Academic programs listed only include those programs with enrolled students.

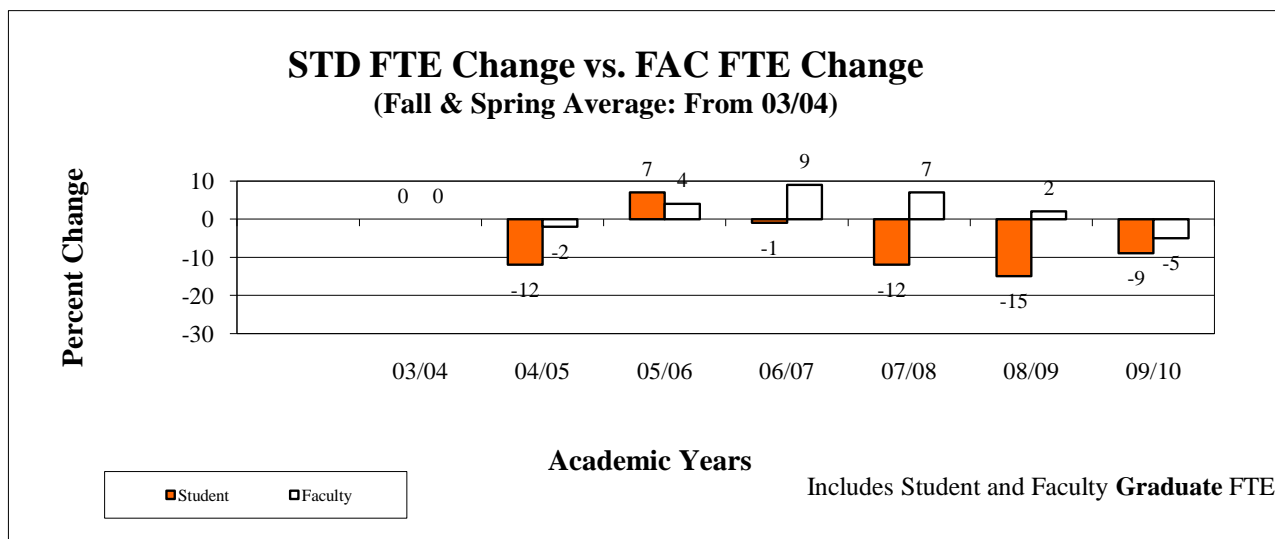
Academic Programs and Enrollment - Fall 2009 & Spring 2010

<u>Major</u>	<u>Fall 2009</u>	<u>Spring 2010</u>
Undergraduate	1028	1042
Graduate	745	767
<u>Minor</u>		
Undergraduate	3	6

FALL STUDENT PROFILE



PERCENT CHANGE IN STUDENT AND FACULTY FTE



School of Education
Undergraduate Programs by Department
Fall 2009

Department Description	Code	Degree	Program Description	FT	PT	Total
Business	BME	BS-ED	Business and Marketing Ed	10	10	0
Educational Foundation	BMEW	PREMAJ-ED	Pre-Business and Marketing Ed	13	11	2
	CTE	BS-ED	Career & Technical Education	40	12	28
Department Total				53	23	30
Elementary Education	CET	MSED-ED	Childhood Education with Certi	1	1	0
	CMT	BS-ED	Childhood Education and Mathem	1	1	0
	ECC	BS-ED	Early Childhood and Childhood	9	8	1
	ECE	BS-ED	Early Childhood Education	2	2	0
	ELEW	PREMAJ-ED	Pre-Elementary Education	12	2	10
	CED	BS-ED	Childhood Education	220	207	13
	CEN	BS-ED	Childhood Education and Englis	10	10	0
	CET	MSED-ED	Childhood Education with Certi	2	2	0
	CFR	BS-ED	Childhood Education and French	1	1	0
	CMT	BS-ED	Childhood Education and Mathem	5	5	0
		BS-SEC-ED	Childhood Education and Mathem	1	1	0
	CSH	BS-ED	Childhood Education and Spanis	1	1	0
		BS-SEC-ED	Childhood Education and Spanis	1	1	0
	CSS	BS-ED	Childhood Education and Social	4	4	0
	ECC	BS-ED	Early Childhood and Childhood	115	109	6
	ECE	BS-ED	Early Childhood Education	35	31	4
	ELEW	PREMAJ-ED	Pre-Elementary Education	300	265	35
Department Total				720	651	69
Exceptional Education	EXE	BSED-ED	Tchrs Exceptnal Educ & Elem Ed	199	191	8
		BSED-SEC-ED	Tchrs Exceptnal Educ & Elem Ed	1	1	0
	EXEW	PREMAJ-ED	Pre-Exceptional Education	45	45	0
Department Total				245	237	8
School of Education				1028	921	107

**School of Education
Graduate Programs by Department
Fall 2009**

Department Description	Code	Degree	Program Description	FT	PT	Total
Business	BME	MSED-ED	Business and Marketing Ed	5	1	4
		PBC-ED	Business and Marketing Ed	20	15	5
Department Total				25	16	9
Educational Foundation	ADE	GRCT-ED	Adult Education	14	1	13
		MS-ED	Adult Education	95	24	71
	CTE	MSED-ED	Career & Technical Education	14	3	11
		PBC-ED	Career & Technical Education	7	3	4
	HRD	GRCT-ED	Human Resource Development	5	0	5
Department Total				135	31	104
Elementary Education	CUR	MSED-ED	Curriculum & Instr	29	1	28
	ECE	MSED-ED	Early Childhood Education	3	0	3
	EDL	CAS-ED	Educational Leadership	5	0	5
	LTB	MSED-ED	Literacy Specialist, Birth-6	6	0	6
	CEC	MSED-ED	Childhood & Early Childhood Ed	20	20	0
	CED	MSED-ED	Childhood Education	4	2	2
	CET	MSED-ED	Childhood Education with Certi	9	7	2
	CUR	MSED-ED	Curriculum & Instr	124	46	78
	ECE	MSED-ED	Early Childhood Education	13	6	7
	EDL	CAS-ED	Educational Leadership	40	2	38
	LTB	MSED-ED	Literacy Specialist, Birth-6	39	4	35
	LTS	MPS-ED	Literacy Specialist, 5-12	9	0	9
	Department Total				301	88
Exceptional Education	BXE	MSED-ED	Teaching Bilingual Exceptional	5	0	5
	EXA	MSED-ED	Special Education: Adolescence	69	18	51
	EXAW	GRPRE-ED	Pre-Spec Ed: Adolescence	2	1	1
	EXC	MSED-ED	Special Education: Early Child	30	16	14
	EXCW	GRPRE-ED	Pre-Spec Ed: Early Childhood	1	0	1
	EXD	PMC-ED	Exceptional Education	10	1	9
	XCE	MSED-ED	Special Education: Childhood E	163	47	116
	XCEW	GRPRE-ED	Pre-Spec Ed: Childhood Educa	4	1	3
Department Total				284	84	200
School of Education				745	219	526

**School of Education
Undergraduate Programs by Department
Spring 2010**

Department Description	Code	Degree	Program Description	FT	PT	Total
Ed. Foundations	BME	BS-ED	Business and Marketing Ed	13	11	2
	BMEW	PREMAJ-ED	Pre-Business and Marketing Ed	8	7	1
	CTE	BS-ED	Career & Technical Education	40	16	24
	Subtotal			61	34	27
Elementary Ed.	CED	BS-ED	Childhood Education	239	218	21
	CEN	BS-ED	Childhood Education and Englis	15	15	0
	CFR	BS-ED	Childhood Education and French	1	1	0
	CIT	BS-ED	Childhood Education and Italia	1	1	0
	CMT	BS-ED	Childhood Education and Mathem	8	8	0
	CSH	BS-ED	Childhood Education and Spanis	3	3	0
	CSS	BS-ED	Childhood Education and Social	10	10	0
	ECC	BS-ED	Early Childhood and Childhood	136	125	11
	ECE	BS-ED	Early Childhood Education	49	33	16
	ELEW	PREMAJ-ED	Pre-Elementary Education	262	218	44
	Subtotal			724	632	92
Exceptional Ed.	EXE	BSED-ED	Tchrs Exceptnal Educ & Elem Ed	221	214	7
	EXEW	PREMAJ-ED	Pre-Exceptional Education	36	36	0
	Subtotal			257	250	7
School of Education Totals				1042	916	126

**School of Education
Graduate Programs by Department
Spring 2009**

Department Description	Code	Degree	Program Description	FT	PT	Total
Educational Found.	ADE	GRCT-ED	Adult Education	6	0	6
		MS-ED	Adult Education	90	18	72
	BME	MSED-ED	Business and Marketing Ed	6	1	5
		PBC-ED	Business and Marketing Ed	21	13	8
	BSEW	GRPRE-ED	Pre-Business & Marketing Ed	2	2	0
	CTE	GRPRE-ED	Career & Technical Education	1	0	1
		MSED-ED	Career & Technical Education	24	6	18
		PBC-ED	Career & Technical Education	12	5	7
	HRD	GRCT-ED	Human Resource Development	8	0	8
		Subtotal		170	45	125
Elementary Education	CEC	MSED-ED	Childhood & Early Childhood Ed	29	23	6
	CED	MSED-ED	Childhood Education	1	1	0
	CET	MSED-ED	Childhood Education with Certi	6	4	2
	CUR	MSED-ED	Curriculum & Instr	138	44	94
	ECE	MSED-ED	Early Childhood Education	14	3	11
	EDL	CAS-ED	Educational Leadership	43	7	36
	LTB	MSED-ED	Literacy Specialist, Birth-6	52	8	44
	LTS	MPS-ED	Literacy Specialist, 5-12	9	2	7
		Subtotal		292	92	200
Exceptional Education	BXE	MSED-ED	Teaching Bilingual Exceptional	4	0	4
	EXA	MSED-ED	Special Education: Adolescence	73	29	44
	EXAW	GRPRE-ED	Pre-Spec Ed: Adolescence	1	0	1
	EXC	MSED-ED	Special Education: Early Child	31	10	21
	EXCW	GRPRE-ED	Pre-Spec Ed: Early Childhood	1	0	1
	EXD	PMC-ED	Exceptional Education	9	2	7
	XCE	MSED-ED	Special Education: Childhood E	184	48	136
	XCEW	GRPRE-ED	Pre-Spec Ed: Childhood Educa	2	0	2
		Subtotal		305	89	216
School of Education Totals				767	226	541

**Fall 2009
School of Education
Undergraduate Programs by Ethnicity**

Department Description	Code	Degree	Program Description	Total	White	Black	Hispa	Asian	Nat. Am	Inter
Business	BME	BS-ED	Business and Marketing Ed	10	8	2	0	0	0	0
Educational Foundations	BMEW	PREMAJ-ED	Pre-Business and Marketing Ed	13	9	2	1	0	0	1
	CTE	BS-ED	Career & Technical Education	40	32	1	0	0	0	0
Department Total				53	41	3	1	0	0	1
Elementary Education	CET	MSED-ED	Childhood Education with Certi	1	0	0	0	0	1	0
	CMT	BS-ED	Childhood Education and Mathem	1	1	0	0	0	0	0
	ECC	BS-ED	Early Childhood and Childhood	9	8	0	0	0	0	0
	ECE	BS-ED	Early Childhood Education	2	1	1	0	0	0	0
	ELEW	PREMAJ-ED	Pre-Elementary Education	12	5	2	4	0	0	0
	CED	BS-ED	Childhood Education	220	156	14	5	5	2	0
	CEN	BS-ED	Childhood Education and Englis	10	6	0	0	0	0	0
	CET	MSED-ED	Childhood Education with Certi	2	2	0	0	0	0	0
	CFR	BS-ED	Childhood Education and French	1	1	0	0	0	0	0
	CMT	BS-ED	Childhood Education and Mathem	5	3	2	0	0	0	0
		BS-SEC-ED	Childhood Education and Mathem	1	0	0	0	1	0	0
	CSH	BS-ED	Childhood Education and Spanis	1	0	0	0	0	0	0
		BS-SEC-ED	Childhood Education and Spanis	1	1	0	0	0	0	0
	CSS	BS-ED	Childhood Education and Social	4	3	1	0	0	0	0
	ECC	BS-ED	Early Childhood and Childhood	115	97	3	3	0	1	1
	ECE	BS-ED	Early Childhood Education	35	27	4	1	0	0	0
	ELEW	PREMAJ-ED	Pre-Elementary Education	300	200	30	11	2	4	2
Department Total				720	511	57	24	8	8	3
Exceptional Education	EXE	BSED-ED	Tchrs Exceptnal Educ & Elem Ed	199	165	6	2	0	0	1
		BSED-SEC-E	Tchrs Exceptnal Educ & Elem Ed	1	0	1	0	0	0	0
	EXEW	PREMAJ-ED	Pre-Exceptional Education	45	37	1	0	0	0	0
Department Total				245	202	8	2	0	0	1
School of Education				1,028	762	70	27	8	8	5

**Fall 2009
School of Education
Graduate Programs by Ethnicity**

Department Description	Code	Degree	Program Description	Total	White	Black	Hispa	Asian	Nat. Am	Inter
Business	BME	MSED-ED	Business and Marketing Ed	5	3	1	0	0	0	1
		PBC-ED	Business and Marketing Ed	20	19	1	0	0	0	0
Department Total				25	22	2	0	0	0	1
Educational Foundations	ADE	GRCT-ED	Adult Education	14	9	2	1	0	0	0
		MS-ED	Adult Education	95	61	19	5	1	0	1
	CTE	MSED-ED	Career & Technical Education	14	11	1	1	0	0	0
		PBC-ED	Career & Technical Education	7	7	0	0	0	0	0
	HRD	GRCT-ED	Human Resource Development	5	1	1	1	0	0	0
Department Total				135	89	23	8	1	0	1
Elementary Education	CUR	MSED-ED	Curriculum & Instr	29	27	0	1	0	0	0
	ECE	MSED-ED	Early Childhood Education	3	3	0	0	0	0	0
	EDL	CAS-ED	Educational Leadership	5	4	0	0	0	0	0
	LTB	MSED-ED	Literacy Specialist, Birth-6	6	5	0	0	0	0	0
	CEC	MSED-ED	Childhood & Early Childhood Ed	20	15	2	1	1	0	0
	CED	MSED-ED	Childhood Education	4	2	1	1	0	0	0
	CET	MSED-ED	Childhood Education with Certi	9	8	1	0	0	0	0
	CUR	MSED-ED	Curriculum & Instr	124	106	2	1	3	1	1
	ECE	MSED-ED	Early Childhood Education	13	13	0	0	0	0	0
	EDL	CAS-ED	Educational Leadership	40	36	4	0	0	0	0
	LTB	MSED-ED	Literacy Specialist, Birth-6	39	35	3	0	0	0	0
	LTS	MPS-ED	Literacy Specialist, 5-12	9	9	0	0	0	0	0
Department Total				301	263	13	4	4	1	1
Exceptional Education	BXE	MSED-ED	Teaching Bilingual Exceptional	5	1	0	3	0	0	0
	EXA	MSED-ED	Special Education: Adolescence	69	62	2	0	0	0	0
	EXAW	GRPRE-ED	Pre-Spec Ed: Adolescence	2	1	0	0	0	0	0
	EXC	MSED-ED	Special Education: Early Child	30	23	2	2	0	0	1
	EXCW	GRPRE-ED	Pre-Spec Ed: Early Childhood	1	1	0	0	0	0	0
	EXD	PMC-ED	Exceptional Education	10	9	0	0	0	0	0
	XCE	MSED-ED	Special Education: Childhood E	163	146	3	0	1	0	1
	XCEW	GRPRE-ED	Pre-Spec Ed: Childhood Educa	4	3	0	0	0	0	0
Department Total				284	246	7	5	1	0	2
School of Education				745	620	45	17	6	1	5

**Fall 2008
School of Education
Undergraduate Programs by Ethnicity**

Department Description	Code	Program Descrip	Total	White	Black	Hispa	Asian	Nat. Am	Inter	Undis
Educational Foundations	BME	Business and Mark	13	10	2	0	0	0	0	1
	BMEW	Pre-Business and M	20	15	3	2	0	0	0	0
	CTE	Career & Technical	44	35	1	1	0	0	1	6
	VTE	Vocational Technic	1	1	0	0	0	0	0	0
Total			78	61	6	3	0	0	1	7
Elementary Education	CED	Childhood Educat	251	172	13	4	4	2	0	56
	CEN	Childhood Educat	14	6	2	0	0	0	0	6
	CMT	Childhood Educat	15	12	1	0	0	0	0	2
	CSH	Childhood Educat	2	1	1	0	0	0	0	0
	CSS	Childhood Educat	4	3	0	0	1	0	0	0
	ECC	Early Childhood an	144	122	6	2	1	1	0	12
	ECE	Early Childhood Ed	41	32	3	1	0	0	0	5
	ELEW	Pre-Elementary Ed	268	185	28	12	1	2	1	39
Total			739	533	54	19	7	5	1	120
Exceptional Education	EXE	Teachers of Except	206	166	4	1	0	2	1	32
	EXEW	Pre-Exceptional Ed	37	29	0	0	0	0	0	8
Total			243	195	4	1	0	2	1	40
UG School of Education Totals			1060	789	64	23	7	7	3	167

**Fall 2008
School of Education
Graduate Programs by Ethnicity**

Department Description	Code	Program Descrip	Total	White	Black	Hispa	Asian	Nat. Am	Inter	Undis
Educational Foundations	BME	Business and Mark	26	21	3	0	0	0	0	2
	ADE	Adult Education	93	60	21	3	0	0	1	8
	CTE	Career & Technical	29	21	5	0	0	0	0	3
	HRD	Human Resource L	8	5	2	0	0	0	0	1
Total			156	107	31	3	0	0	1	14
Elementary Education	CED	Childhood Educat	6	4	1	1	0	0	0	0
	CET	Childhood Educat	21	16	1	0	1	2	0	1
	CUR	Curriculum & Instr	149	123	2	2	2	1	0	19
	ECE	Early Childhood Ed	33	25	1	0	2	0	0	5
	ECT	Early Childhood Ed	3	2	0	0	0	0	0	1
	EDL	Educational Leader	44	37	3	1	0	0	0	3
	LTB	Literacy Specialist,	57	48	4	1	0	0	0	4
	LTS	Literacy Specialist,	12	8	0	0	2	0	0	2
	RDG	Reading	1	1	0	0	0	0	0	0
Total			326	264	12	5	7	3	0	35
Exceptional Education	BXE	Teaching Bilingual	11	3	0	6	0	0	0	2
	EXA	Special Education:	53	45	2	0	0	0	0	6
	EXAW	Pre-Spec Ed: Adole	5	5	0	0	0	0	0	0
	EXC	Special Education:	22	16	0	3	1	0	0	2
	EXD	Exceptional Educat	7	7	0	0	0	0	0	0
	XCE	Special Education:	168	150	2	0	3	0	0	13
	XCEW	Pre-Spec Ed: Child	4	4	0	0	0	0	0	0
Total			270	230	4	9	4	0	0	23
GR School of Education Totals			752	601	47	17	11	3	1	72

Fall 2007
School of Education
Undergraduate Programs by Ethnicity

Dept	Major	Description	Total	Asian	fr-Ameri	Hispanic	Nat. Amer	White	Non_Res	Unkn
Business	405	Pre-Business & Ma	23	0	3	4	0	13	1	2
	406	Business Distributi	8	0	0	0	0	7	0	1
	800	Vocational Technic	51	1	0	0	0	38	1	11
Dept Totals			82	1	3	4	0	58	2	14
Elementary Education	201	Pre-Elem. Educatio	306	6	19	10	2	230	2	37
	520	Childhood Educatio	315	4	18	3	3	223	1	63
	521	Early Childhood Edu	49	1	3	2	0	34	1	8
	522	Early Child & Educ	112	2	2	1	0	94	0	13
	523	Childhood Ed. Engl	20	0	1	0	0	8	0	11
	524	Childhood Ed. Math	13	1	1	0	0	11	0	0
	525	Childhood Ed. Soci	3	1	0	0	0	2	0	0
	527	Childhood Ed. Spai	2	0	1	1	0	0	0	0
Dept Totals			820	15	45	17	5	602	4	132
Exceptional Education	299	Tech. ExEd Elemer	206	0	6	1	0	172	0	27
	301	Pre-Exceptional Ed	40	0	0	0	0	36	0	4
Dept Totals			246	0	6	1	0	208	0	31
School of Education Totals			1,148	16	54	22	5	868	6	177

Fall 2007
School of Education
Graduate Programs by Ethnicity

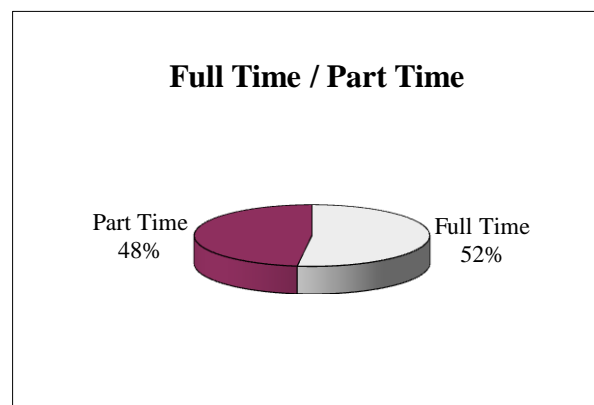
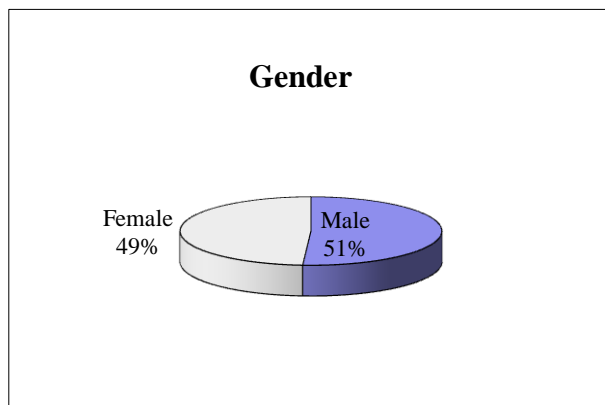
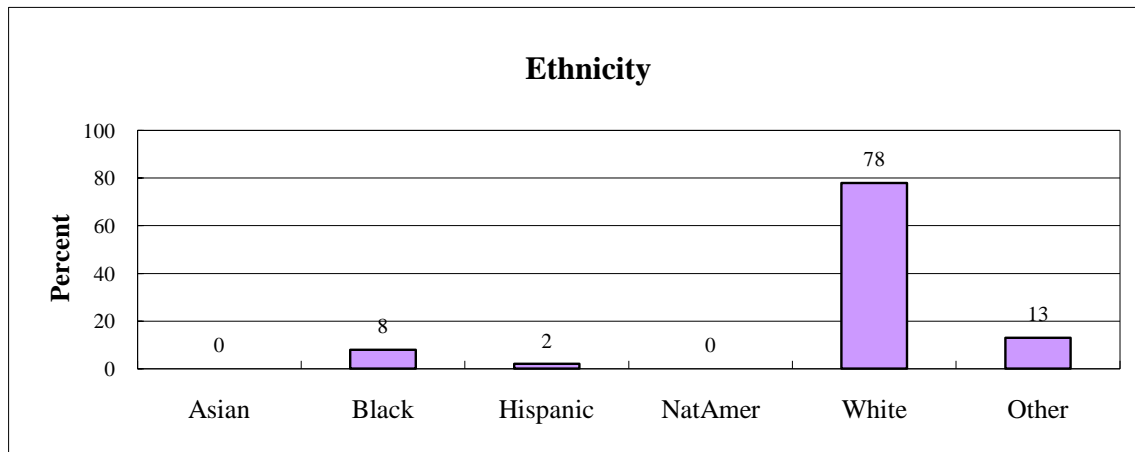
Dept	Major	Description	Total	Asian	fr-Ameri	Hispanic	Nat. Amer	White	Non_Res	Unkn
Business	6300	MS in Ed - Busines	8	0	0	0	0	7	1	0
	7019	Bus & Mrkt Ed Pst-	16	0	1	1	0	13	0	1
Dept Totals			24	0	1	1	0	20	1	1
Educational Foundations	6800	MS in Ed - Voc Tec	25	0	3	0	0	18	0	4
	6850	MS in Adult Educat	101	0	17	4	1	67	0	12
	6851	Adult Education Ce	9	0	1	0	0	7	0	1
	6852	CAS - Human Resc	5	0	0	0	0	5	0	0
	7022	Career&Tech, Pst-I	5	0	0	0	0	5	0	0
Dept Totals			145	0	21	4	1	102	0	17
Elementary Education	6200	MS in Ed - Elem Ec	3	0	0	0	0	3	0	0
	6210	MS Curriculum & Ir	165	1	2	2	1	141	0	18
	6211	MS Early Childhoo	5	0	0	0	0	4	0	1
	6212	Childhood Educat	23	0	0	0	2	20	0	1
	6251	Literacy Spec. 5-12	12	2	0	0	1	8	0	1
	6261	MS Literacy Spec.	54	0	2	1	1	43	0	7
	6520	Childhood Educat	12	0	1	0	0	10	0	1
	6521	Early Childhood Ed	37	1	0	0	0	31	0	5
	9201	CAS - School Admi	31	0	0	1	0	28	0	2
9260	Reading	3	0	0	0	0	3	0	0	
Dept Totals			345	4	5	4	5	291	0	36
Exceptional Education	6326	MS in Ed-Teach Bil	14	0	0	9	0	2	0	3
	6330	M.S.Ed. Special Ec	1	0	0	0	0	1	0	0
	6340	Spec Ed. Early Chil	24	0	1	0	0	21	0	2
	6341	Spec Ed. Childhoo	155	2	0	0	0	139	0	14
	6342	Spec Ed. Adolesce	50	0	0	0	0	40	0	10
	7340	Pre-Spec Early Chl	3	0	0	0	0	3	0	0
	7341	Pre-Spec Educa Cl	3	1	0	0	0	2	0	0
	7342	Pre-Spec Ed: Adok	2	0	0	0	1	1	0	0
	9341	EX ED Post Cert O	4	0	0	0	0	4	0	0
Dept Totals			256	3	1	9	1	213	0	29
School of Education Totals			770	7	28	18	7	626	1	83

	2003/04	2004/05	2005/06 *	2006/07	2007/08	2008/09	2009/10
FTE Student							
Fall	482	485	492	471	286	292	319
U/G	283	272	279	258	162	169	172
Grad	199	213	214	213	125	124	146
Spring	444	440	425	355	317	305	360
U/G	209	197	174	192	163	161	192
Grad	235	243	250	163	154	143	169
Average	463	462	458	413	302	299	339
FTE Faculty	19.1	20.7	16.3	17.7	15.6	15.8	15.9
FT Fac	17	18	14	15	13	12	13
PT Fac	20	20	16	19	20	21	12
S/F	24.2	22.3	28.1	23.3	19.3	18.9	21.3
Major Headcount							
Fall							
U/G	68	63	94	104	82	78	63
Grad	248	238	166	171	169	156	160
Fall Total	316	301	260	275	251	234	223
Spring							
U/G	67	63	89	88	77	67	61
Grad	250	256	184	150	176	167	170
Spring Total	317	319	273	238	253	234	231
Degrees Granted							
Bachelor's	17	21	6	19	18	9	
Master's	114	61	64	61	69	55	
Fall Data							
New Freshmen	1	1	12	10	6	11	2
New Transfers	5	15	11	5	9	10	9
New Grad Students	39	55	24	38	39	52	46

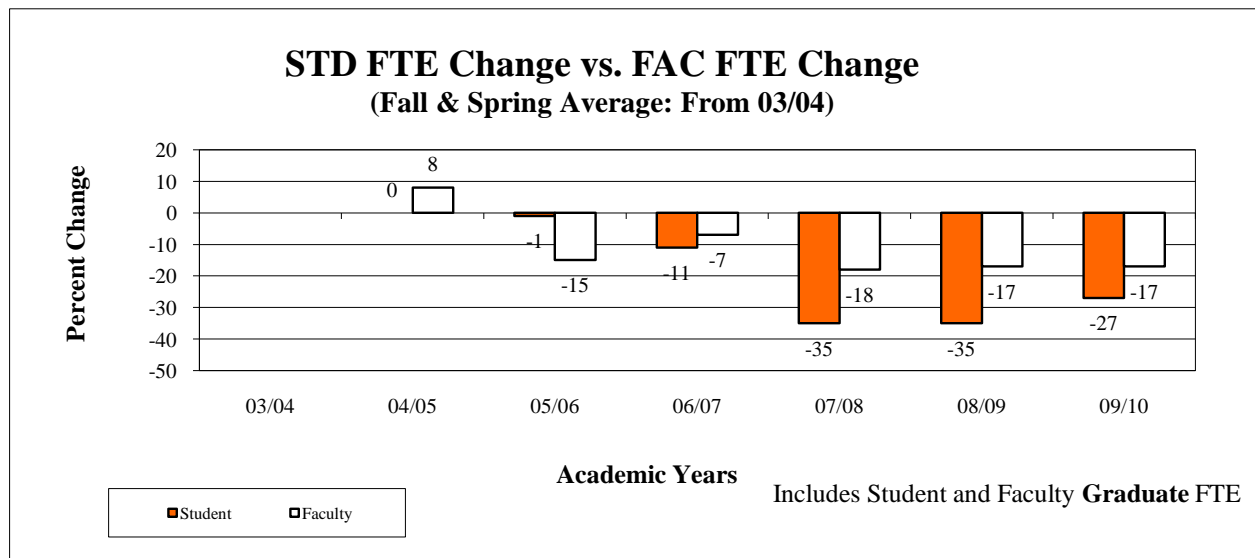
Academic Programs and Enrollment - Fall 2009 & Spring 2010

<u>Major</u>		<u>Fall 2009</u>	<u>Spring 2010</u>
BME	Business and Marketing Edu	10	13
BMEW	Pre-Business and Marketing Edu	13	8
CTE	Career & Technical Education	40	40
VTE	Vocational Technical Education	0	0
BSEW	Pre-Business and Marketing Edu	0	2
BME	Business and Marketing Edu	25	27
ADE	Adult Education	109	96
CTE	Career & Technical Education	21	37
HRD	Human Resource Development	5	8
<u>Minor</u>			
LDR	Leadership	3	6

FALL STUDENT PROFILE



PERCENT CHANGE IN STUDENT AND FACULTY FTE



Faculty Listing: FTE Students

Department Name	Line #	Budgeted Title	Budgeted FTE	Fall 2005	Spr. 2006	Fall 2006	Spr. 2007	Fall 2007	Spr. 2008	Fall 2008	Spr. 2009	Fall 2009	Spr. 2010
500012 Educational Foundations													
Adamo, J	20879	Academic Advis.	0.0										6.4
Baumgartner, M.	62479	Lecturer	0.2					0.8	4			0	8
Birden, S. K.	21677	Asst Professor	1.0	10.8	14.25	8.5	9.75	9.5	10.25	9.75		9.75	10.25
Brunner, C.	21053	Research Assoc.	0.0		27	0.75	18.5	7.25	5	13.75	24.75	2.75	40.25
Campbell, C. A.	21460	Lecturer	1.0							8.5	14.75	14.5	13.5
Campo, R	62104	Lecturer	0.1									6.25	12.25
Cappella, B. J.	21405	Professor	1.0	6.4	8.7	16.2	19.5		19.25	9.5	16.75	12.5	
Carlin-Menter	62627	Lecturer	0.1									5.6	5.6
Conorozzo, A. A.	62327	Lecturer	0.1	4.75	3	7.25	3.75	6.75	1.5	7.5	0.25	7.25	5
Davis, J.	21745	Lecturer	1.0	3	3	3.4	2.4	4.05	5.8	4.8	3.8	3.8	6
Demerath, R	62494	Lecturer	0.1									6	
Dimitroff, P. A.	62873	Lecturer	0.2						6	13.8	12.4	12.2	
Fish, R. M.	21613	Asst Professor	1.0							19.8	12	19.7	15.2
Fulcher, K	28891	Professional Staff	0.0										6.4
Gold, J. A.	21069	Lecturer	0.3	21.5	19.25	16	15	16	15.75	14.25	17.25	15.25	15.5
Grande, A.	21002	Professor	1.0	11.2	7.2	12.6	5.8	11.4	11.2	5		17.4	13.85

Faculty Listing: FTE Students

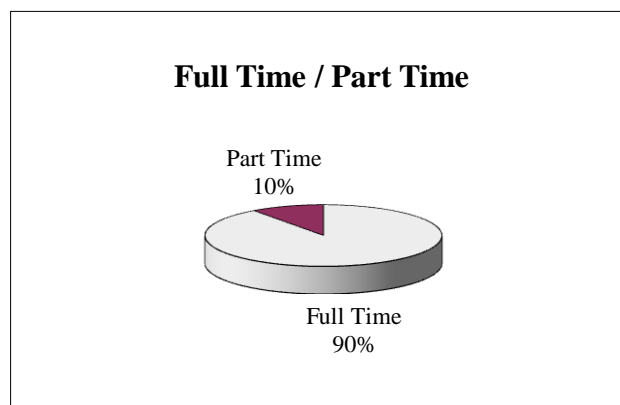
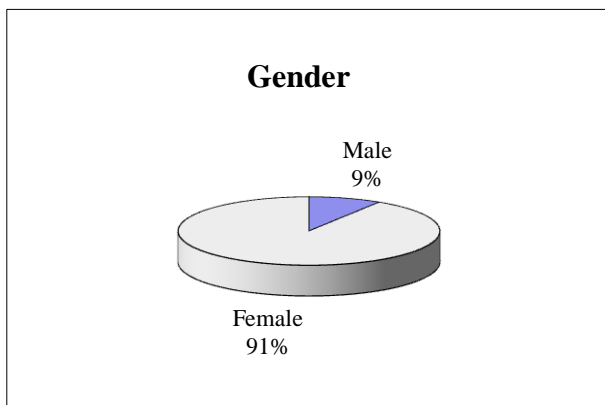
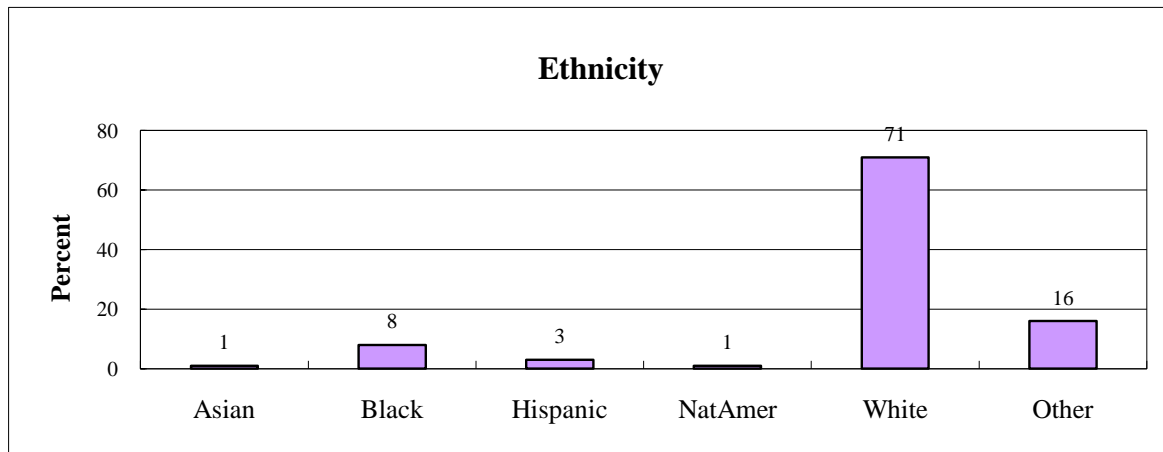
Department Name	Line #	Budgeted Title	Budgeted FTE	Fall 2005	Spr. 2006	Fall 2006	Spr. 2007	Fall 2007	Spr. 2008	Fall 2008	Spr. 2009	Fall 2009	Spr. 2010
Gubing		Lecturer	0.1								6.25	6.3	7.4
Harvey S. J.	62325	Lecturer	0.1	19.0	20.2	17.6	15.4	14.4	15.6	6.4	10	9.8	9.6
Howe, F. C.	21124	Professor	0.0	19.2	17.25	12.75	10.8	retired	13.5				
Hura, G. M.	21527	Lecturer	1.0	9.25	15.5	13.75	15	14.25		13	5.25	14.25	12.75
Kwandrans,	62091	Lecturer	0.1										2.25
Leuthe, J. R.	62526	Lecturer	0.2	2	6.75	5.25	2.25	2	8.5	4.75	2.5	5.75	2.25
Manzi, P. A.	62168	Lecturer	0.1	6.5	3.75	7	5	5.5	4.5	9	6	5	10.25
Mattai, P. R.	21426	Professor	1.0	15.5	12.5	10.75	9.75	13.25	15	11	8.75	7.5	
McClary, G	62050	Lecturer	0.1									5.6	
Medina, P	23316	Asst. Professor	1.0	8.5	8.75	11	9.75	11.5	9	10	11.25	13.75	9.5
Mirwis, J	62789	Lecturer	0.1									6.2	
Moran, J. J.	21561	Professor	0.0	retired									
Monaco, N. M.	23710	Asso Professor	0.5	16.6	17.8	18.6	12.6	23.4	12		13.6	6.2	6
		Chair	0.5										
Mroz, R. E.	62630	Lecturer	0.1	3.0	2	2.4	3	1.2	2	3	1.4	2.4	1.6
Nikischer, A.	62921	Lecturer	0.1								6	3.4	18
Oberjosh,	none	Lecturer	0.1										3.75
Palermo, J. L.	21264	Professor	0.0	12.4	11.6	13.2	11.8	13	retired				
Popovich, N. J.	21181	Asso Professor	1.0	7.25	20	10.2	20.85	19.7	17.05	5.75	5.25	4.5	8.25
Robinson, P. D.	62186	Lecturer	0.2	4	3.8	3.8	7	5.2	4.4	3.6	2.6	0	4.4
Romosz, A. M	21696	Lecturer	1.0							19.8	12.6	18	8.4
Rosney,	none	Lecturer	0.1										6
Rotella, J. D.	21406	Professor	0.0	12.75	17	retired							
Ryan, J. L	62968	Lecturer	0.2									4	7
Scheira, T. R.	62542	Lecturer	0.3	19	20	18.75	17.6	18.6	18.7	18.4	17.2	17.6	17.8
Schmidli, K.	21704	Asst. Professor	1.0	14.6	13.65	11.6	13.35	5.95	14.35	9.8	6.6	8.75	9.8
Schmidt-Bova, C.	62297	Lecturer	0.2	4.4	9.6	2.8	2.4	6.2	3.6	7.8	7.8	6.4	7.4
Stickney, J. J.	62878	Lecturer	0.2						8	19	12.2	9.2	12
Suriani, A	62091	Lecturer	0.1									2.8	5.4
Trautman, A.	62975	Lecturer	0.2									4	8
Warden, T	62059	Lecturer	0.1									3.75	
Watz, M. H.	62909	Lecturer	0.3			9.8	14.4	12.8	17.2	20.2	19.2	18.4	18.6
Zewan, S. C.	62218	Lecturer	0.1					3.75	3.75	2	5.25	2	5.5
13 Full Time, 12 Part Time, Fall Instructional FTE:			15.9	Educational Foundations Department								318.5	360.1

	2003/04	2004/05	2005/06 *	2006/07	2007/08	2008/09	2009/10
FTE Student							
Fall	678	557	587	642	588	516	563
U/G	509	408	422	444	427	363	370
Grad	170	148	164	197	162	153	193
Spring	505	538	700	615	606	595	562
U/G	327	375	493	383	397	355	320
Grad	178	162	207	232	209	240	242
Average	592	547	644	628	597	556	562
FTE Faculty	36	35	39.7	41.2	42.8	39.1	35.4
FT Fac	28	30	32	33	35	30	26
PT Fac	42	28	39	41	40	47	52
S/F	16.4	15.6	16.2	15.2	14.0	14.2	15.9
Major Headcount							
Fall							
U/G	733	764	965	852	820	739	720
Grad	441	393	670	386	345	326	301
Fall Total	1174	1157	1635	1238	1165	1065	1021
Spring							
U/G	654	764	900	782	783	712	724
Grad	448	394	378	363	342	222	292
Spring Total	1102	1158	1278	1145	1125	934	1016
Degrees Granted							
Bachelor's	219	161	177	189	208	214	
Master's	213	172	149	166	138	158	
Fall Data							
New Freshmen	6	5	0	0	0	3	2
New Transfers	109	98	99	101	105	95	99
New Grad Students	24	34	21	64	39	43	52

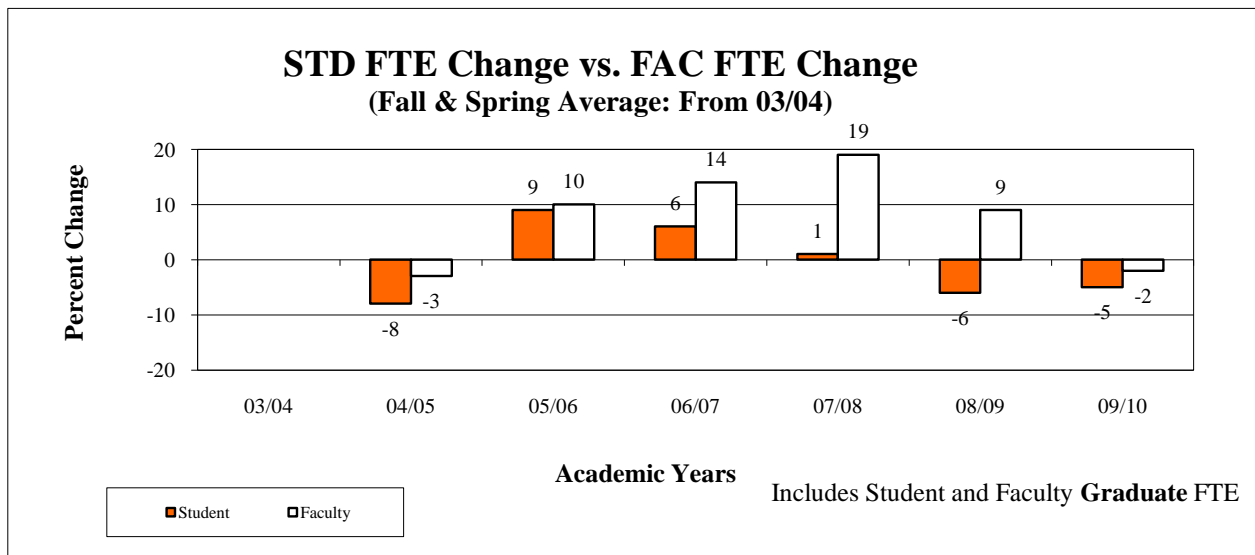
Academic Programs and Enrollment - Fall 2009 & Spring 2010

<u>Major</u>	<u>Fall 2009</u>	<u>Spring 2010</u>
CET Childhood Education with Certi	3	0
CED Childhood Education	220	239
CEN Childhood Education and Englis	10	15
CMT Childhood Education and Mathem	7	8
CSH Childhood Education and Spanis	2	3
CFR Childhood Education and French	1	1
CIT Childhood Education and Italian	0	1
CSS Childhood Education and Social	4	10
ECC Early Childhood and Childhood	124	136
ECE Early Childhood Education	37	49
ELEW Pre-Elementary Education	312	262
CED Childhood Education	4	1
CET Childhood Education with Certi	9	6
CUR Curriculum & Instr	153	138
ECE Early Childhood Education	16	14
ECT Early Childhood Ed with Cert	0	0
EDL Educational Leadership	45	43
LTB Literacy Specialist, Birth-6	45	52
LTS Literacy Specialist, 5-12	9	9
RDG Reading	0	0
CEC Childhood Ed & Early Childhood Ed	20	29

FALL STUDENT PROFILE



PERCENT CHANGE IN STUDENT AND FACULTY FTE



Faculty Listing: FTE Students

Department Name	Line #	Budgeted Title	Budgeted FTE	Fall 2005	Spr. 2006	Fall 2006	Spr. 2007	Fall 2007	Spr. 2008	Fall 2008	Spr. 2009	Fall 2009	Spr. 2010
500020 Elementary Education													
	Angelo, M.	62866 Lecturer	0.3		3.6	5.2	5.8	1.19	16.6	4.8		0	
	Barnett, M. F.	21579 Asso Professor	0.0	9.5	1	8.25	7.75	8.5	10.75	12	7.25	retired	
	Bermel, J.	62028 Lecturer	0.1									4	3.5
	* Bondurant-Utz, J.	62965 Lecturer	0.1							retired	5	1.75	
	Bowman, J.	62004 Lecturer	0.3	2.2	6	9.8	4.8	0.85	4.4	5		0	
	Brunner, C.	21053 Research Assoc.	0.0	2.16	19	31	71.53	95.85	56.25	10	91.08	48.08	85.58
	* Burnett, C	20049 Lecturer	0.0									0.25	4.6
	Canfield, D. P.	62473 Lecturer	0.1	4.6	4.8	5.4	5.2	7.4	9	8	8	5.25	
	Cardinal, B. E.	62781 Lecturer	0.3	4.0	5.6	4.8	5	0.78	4.6	3.6		0	
	Ceprano, M. A.	16004 Professor	1.0	10.7	9.65	15.3	9.4	12.6	3.6	10.05	9	15.75	9
	Chicola, N. A.	21672 Asso Professor	0.5	8.5	10.65	4	9.4	8	6	7.55	6.53	4.08	4.25
		Chair	0.5										
	Cohen, M.	62924 Lecturer	0.2									0	
	Cuddy, M.	62282 Lecturer	0.3	9.8	11.85	9	10.4	12.8	12.8	5.2	6.4	3.6	5.6
	Cummings, M	21433 Lecturer	1.0								15.4	15.5	12.15
	Day, L. K.	21679 Lecturer	1.0	11.2	9.2	12.2	4.8	10.2	7.2	10.6	6.2	9	8.6
	DeCota, S.	62571 Lecturer	0.3	6.2	6	6.4	0	0.86	4.4	5.4		0	
	DeGlopper, R.	62753 Lecturer	0.3	7	3.6	5.8	3.4	5	2.6	3.8	4.2	6.6	7
	DeLoughry, K.	62603 Lecturer	0.2	3.8	5.6	6	6	1.38	7	5		0	
	Del Prado - Hill	23429 Lecturer	1.0					10.4	6.2	14.8	10.1	12.5	8.75
	Devine, D. W.	62521 Lecturer	0.3	5.8	5.6	7	7.6	1.25	7.8	5		0	
	DiChristiana, C.	21746 Lecturer	1.0	10.8	12.4	13.2	13.2	12	12.8	11.6	11.6	12.4	13.2
	Drew, K. M.	21768 Lecturer	1.0	14.75	14.8	13.65	17.05	13.55	12.6	16.25	12.95	14.9	12.85
	Dust, K. B.	62399 Lecturer	0.2	4.2	4.6	3.6	3	4.2	4	8.2	5.4	7.6	8
	Elm, L. M.	21028 Asso Professor	1.0	10	10	10.75	10	8	9.25	10.5	8.25	8.5	7.5
	Emhof, K. M.	62778 Lecturer	0.1					4.25	1.75		1.5	5	2.75
	English, E	62669 Lecturer	0.2								4.75	4.5	
	Falconer, K.	23312 Lecturer	1.0	13.8	10.55	12.05	12.85	17.15	8.75	12.85	6.95	6.85	10.4
	Falkowski, J.	62993 Lecturer	0.2	6	6.4	6.4	6.8	0.86	6.4	6.4	6.4	6.4	6.4
	* Firestien, R	23330 Asso Professor	0.0							1.75	2.75	2.25	
	Fletcher, N. J.	62089 Lecturer	0.3			5	2.4		7.4	3.2	1	1.75	
	* Fox, J. M.	21541 Lecturer	0.0										0.25
	Friedland, E. S.	21451 Lecturer	1.0	7.6	8	6.6	7.2	6.2	6		5.6	7.6	7.8
	Freedman, A	none Lecturer	0.1										0.25

Faculty Listing: FTE Students

Department Name	Line #	Budgeted Title	Budgeted FTE	Fall 2005	Spr. 2006	Fall 2006	Spr. 2007	Fall 2007	Spr. 2008	Fall 2008	Spr. 2009	Fall 2009	Spr. 2010
Galuski,	none	Lecturer	0.1										3.25
Garas-York, K.	23338	Asst Professor	1.0			6.4	7.65	14.9	8.5	6.25	4.75	9	8
Gates,	21767	Lecturer	0.1										4.33
Golias, J	62008	Lecturer	0.1								5	5.5	5
Graff, M. T.	62929	Lecturer	0.2	5.6	11.2	15.15	13.55	14.8		2.8	5.6	5	8.45
Grohman, S. C.	62310	Lecturer	0.1	1	1.75	2.25	2		3.5	3.5	1.5	1.25	0.5
Gullo, P. H.	62808	Lecturer	0.2	7.0	7.4	3.8	4	0.85	5	6.6	1	0	
Harrity, E. M.	62937	Lecturer	0.3	4.8	5.6	5.2	6	1.19	13	4.4		0	
Henry, D. R	23755	Asst Professor	1.0	13.1	17.75	11.25	14.3	lwp	16.05	5.2	11.5	11.65	10.3
Hollas, A. L.	62949	Lecturer	0.3		6.4	5.8	5.2	1.33	6	8.4		0	
Holmes, D.	62867	Lecturer	0.2						5	4.8		0	
Hyland, T. J.	62591	Lecturer	0.1	2.5	3.75	3.25	1	1.75	3.5	1.5	1.75	1.5	2.5
Johnson-Gentile	62877	Lecturer	0.1									2.5	
* Kalinowski, T	62729	Lecturer	0.0										2.2
* Keller-Mathers	21492	Lecturer	0.0										0.25
Kinney, J. E.	62060	Lecturer	0.1				5.25	6	5.75	6.5	5	6.25	5
Klenk, L	21050	Lecturer	1.0									0	12.4
Krecisz, A. M.	62654	Lecturer	0.1									6.75	
LaFalce, S. A.	62511	Lecturer	0.1	8	7.4	7.9	7.4	5.6	6.6	10.15	7.3	3	9.15
Lanz, D. J.	62386	Lecturer	0.2		4	8	7	8	7.6	7	7	6.4	6.4
Lawrence, D. E.	62867	Lecturer	0.2	8	7.45	10.8	9	13	8.55	9.8	8.6	10.6	10.65
Leibowitz, R.	21742	Lecturer	1.0	12	16.4	12.2	18	5	3	2.4	0.8	0.4	0.8
Levy, L. J.	62250	Lecturer	0.3	3.8	117.2	3.6	3.4	0.78	4	4		0	
Loehr, P. W.	21031	Asso Professor	1.0	3.16	4.91	3.83	4	3.25	2.83	3.67	6.33	5.58	6.83
Lonberger, R.	21081	Asso Professor	0.0	12.15	6.8	10.95	9.6	4.8	3.8	5.6		retired	
Mance, M	none	Staff	0.1										1.25
McCartan, K.	62419	Lecturer	0.1				1.6	1.8		4	4.2	4	4.2
McCarthy, D.	21758	Asst Professor	1.0	6.4	10.15	10.7	7	9.9	10.9	9.65	10.75	11.65	12.05
McGamwell, K	62799	Lecturer	0.3								3.75	2.75	2.5
McLeish, W.	21535	Lecturer	1.0	14.4	9.8	9.25	12.2	9	9.4	7.8	9.2	9.5	14.15
Mike, D. G.	21222	Asso Professor	0.0	9	9.2	9	13.75	6.4	4.6	3.2	4.4	retired	
Miller, K. A.	21059	Lecturer	0.0	14.15	16.4	retired							

Faculty Listing: FTE Students

Department Name	Line #	Budgeted Title	Budgeted FTE	Fall 2005	Spr. 2006	Fall 2006	Spr. 2007	Fall 2007	Spr. 2008	Fall 2008	Spr. 2009	Fall 2009	Spr. 2010
Nixon													2.5
Paterson, W. A.	21314	Asso Professor	0.0	2.65	7.4	sabbatical	5.25	2.85	6.4	5.5	4.75	retired	
Pierce, F. L.	62758	Lecturer	0.2	5.2	6.8	7.6	7.8	1.2	7.4	4.8		0	
Pohlman, M.	62635	Lecturer	0.2	4.8	6	5	5.4	1.1	5	4.8		0	
Robinson, E.	62116	Lecturer	0.3	5		5	6.6	1.32	5.4	5.4		0	
Sacks, H.	62472	Lecturer	0.2	8.6	8.4	9	9	5.2	5.8	7.6	11	0	8.6
Sadowski, T. J.	21737	Lecturer	1.0	14.0	1.2	20.2	1.2	15.6	7.72	11.2	106.4	103.8	86
Salzler, S	21767	Lecturer	1.0		6	11.8	11.2	7.2	11	8.4	6.4	8	6.4
Saxe, K. M.	62513	Lecturer	0.2	3.2	3.2	2	5	0.4	3	4		8	
Schoen,	none	Lecturer	0.1										4
Sexton, A. F.	62188	Lecturer	0.2			3.4	2.8	6.4	11.6	8.2	24.8	11.8	7.2
Shandomo, H.	21530	Lecturer	1.0	8.4	9	12.2	9	11.6	6.4	11.8	7	14.6	9.8
Shively, C.	62756	Lecturer	0.2	10.3	11.65	7.4	10.25	8.45	9.75	6.85	9.3	7.95	12
Skowronski, K.	62285	Lecturer	0.2	8	10.5	8.75	7	9.25	6.75	7.75	6	8	6.75
Smith, B. J.	21757	Lecturer	1.0	7.7	6.55	13.45	10.25		7.25	19.15	18.82	12.65	13.15
Stevens, C.A.	21101	Asso Professor	1.0	12.2	11.15	11.2	11.2	12.6	13.6	9.05	5.2	12.8	7.2

Faculty Listing: FTE Students

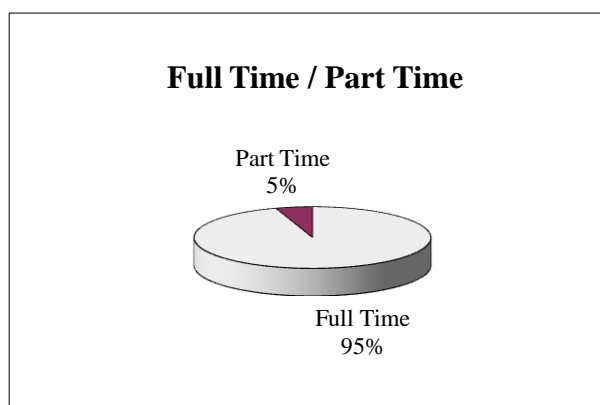
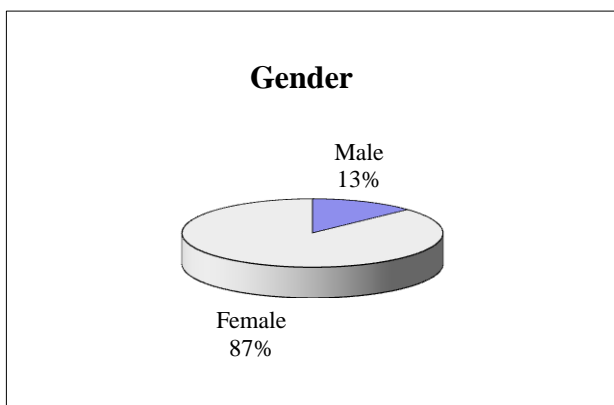
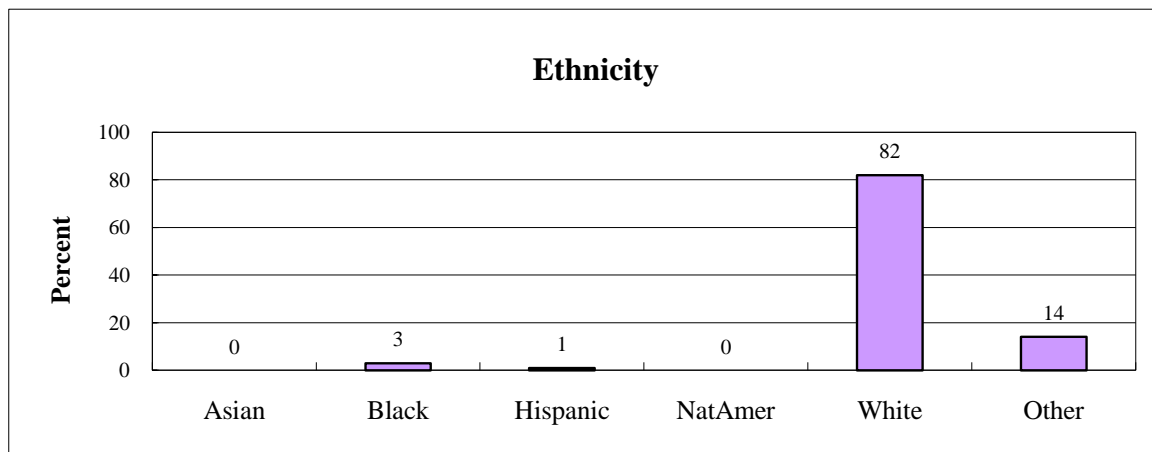
Department Name	Line #	Budgeted Title	Budgeted FTE	Fall 2005	Spr. 2006	Fall 2006	Spr. 2007	Fall 2007	Spr. 2008	Fall 2008	Spr. 2009	Fall 2009	Spr. 2010	
* Theobald, P. G.	21134	Professor	0.0			0.75	0	1		0.75	0.5	0.25		
Thompson, C.	62885	Lecturer	0.1									5	7.4	
Tredo, C. L.	21485	Lecturer	1.0	12.45		15.15	16.85	13.7	13.2	16.45	15.2	15.8	14.8	
Truesdell, K. S.	21442	Asst Professor	1.0	11.8	11.65	19.6	12.55	15.4	9.5	9.6	13.9	8.95	9.8	
Trusso, L. J.	62636	Lecturer	0.2	6		3.2	5.4	4.2	5	5	0	0	5.95	
Wayne, M. E.	62540	Lecturer	1.0					11.6	4	2.8		5		
Welch, M.	21248	Asst Professor	1.0							9.75	11.15	14.5		
Wilson, S	62653	Lecturer	0.2									6.8	6.8	
Wood, K. L.	21258	Asst Professor	1.0	5.2		4.7	0.5	4.4	4.4	5.87		5.07		
Yurkewicz, R.	62421	Lecturer	0.2				5	5	5.4	5		0		
Zawistowski, M	62898	Lecturer	0.1	6	3.75	6.25	6.5	6.25	5.75	6	4.5	6.25	5	
26 Full Time, 52 Part Time, Fall Instructional FTE:			35.4	Elementary Education Department									562.6	561.9

	2003/04	2004/05	2005/06 *	2006/07	2007/08	2008/09	2009/10
FTE Student							
Fall	361	235	430	392	377	375	413
U/G	236	111	303	261	245	235	256
Grad	126	124	128	131	131	140	157
Spring	361	250	393	325	310	337	371
U/G	237	127	258	195	176	190	198
Grad	125	124	136	130	134	147	174
Average	361	242	412	358	343	356	392
FTE Faculty	17.9	16.2	20.1	20.9	20	19.9	18.2
FT Fac	18	16	19	20	19	19	17
PT Fac	3	7	10	9	12	11	12
S/F	20.2	15.0	20.5	17.2	17.2	17.9	21.6
Major Headcount							
Fall							
U/G	289	307	317	273	246	243	245
Grad	277	252	256	255	256	270	284
Fall Total	566	559	573	528	502	513	529
Spring							
U/G	230	295	291	239	222	233	257
Grad	268	243	263	248	255	270	305
Spring Total	498	538	554	487	477	503	562
Degrees Granted							
Bachelor's	84	33	76	57	57	48	
Master's	110	81	91	77	88	93	
Fall Data							
New Freshmen	24	24	18	23	27	20	30
New Transfers	25	38	29	19	14	32	10
New Grad Students	54	42	40	51	44	53	57

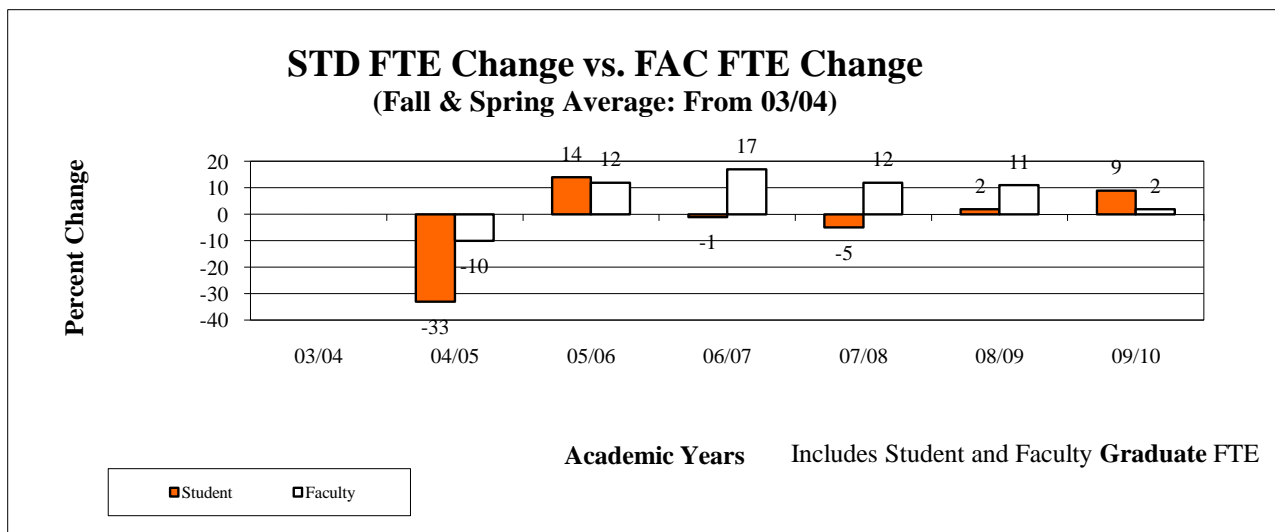
Academic Programs and Enrollment - Fall 2009 & Spring 2010

<u>Major</u>		<u>Fall 2009</u>	<u>Spring 2010</u>
EXE	Teachers of Exceptional Educ &	200	221
EXEW	Pre-Exceptional Education	45	36
BXE	Teaching Bilingual Exceptional	5	4
EXA	Special Education: Adolescence	69	73
EXAW	Pre-Spec Ed: Adolescence	2	1
EXC	Special Education: Early Child	30	31
EXCW	Pre Special Education: Early Child	1	1
EXD	Exceptional Education	10	9
XCE	Special Education: Childhood E	163	184
XCEW	Pre-Spec Ed: Childhood Educa	4	2

FALL STUDENT PROFILE



PERCENT CHANGE IN STUDENT AND FACULTY FTE



Faculty Listing: FTE Students

Department Name	Line #	Budgeted Title	Budgeted FTE	Fall 2005	Spr. 2006	Fall 2006	Spr. 2007	Fall 2007	Spr. 2008	Fall 2008	Spr. 2009	Fall 2009	Spr. 2010
500032 Exceptional Education													
	Baum, R. B.	23349 Professor	1.0	79.2	76.7	82.4	67.95	26.38		20	25.87	22.78	25.82
	Boehm, C	62137 Lecturer	0.1							6	5	6.25	
	Bondurant-Utz, J.	21339 Professor	0.0	3.5	2.25	5.5	5.25	5.25	4.75	retired			
	Burns, J. M.	62549 Lecturer	0.1				7.65	3.75	6.5	2.25	6	5	5.25
	Coder, A. M.	62163 Lecturer	0.2	11.0	5.8	7.8	5.2	3	5.6	7.8	10.2	9.6	10.2
	Cramer, S. F.	21160 Dist. Serv Prof.	1.0	15.0	9.5	15	12.25	8	9.5	11.5		12.25	12
	Doody, K. R.	62165 Lecturer	0.2	7.9	5.2	9	8.75	8.75	4.75	6.25	7.9	11	10.25
	Fruth, C. T.	62061 Lecturer	0.1									0	
	Gleckel, W. L.	21257 Asso Professor	1.0	6.25	9.75	5	0	0	0		4	10.5	11
	Gormley-Budin, S.	21336 Asst Professor	1.0	11.5	15.25	7.25	7.75	9.25	10	13.5	5.5	11.5	15.25
	Green, S. L.	23410 Asst Professor	1.0			6.4	3.73	8.86	10.5	14.53	13.33	12.53	13.8
	Hickman, M	21352 Asst Professor	1.0							8.25	14	14	
	Janczak, T.	21330 Lecturer	1.0	8	11.75	6.5	10.75	10.75		15.75	3.75	4.75	4.75
	Laun,	none Lecturer	0.1										6.25
	Lepo, P. E.	62255 Lecturer	0.1	6.5	6.5	5.75	5.75	5.25	6.75	3.25	6	6.5	5.75
	Maloney, J. M.	62157 Lecturer	0.2	9.8	3.2	7.6	9.25	9.2	15.15	8	14.2	7.8	14.25
	Meger, M. M.	23322 Asso Professor	1.0	73.55	58.2	71.2	40.6	73	48.46	76.05	50.9	79	47.15
	Miller, K. J.	21567 Asst Professor	0.5			3.5	7.75	8.5	3.75			0	0.2
		Chair	0.5										
	Paige, S. M.	21352 Lecturer	1.0	11.2	9.25	8.05	6.4	7.45	8.25	5	6.5	5.75	3.25
	* Patti, A. L.	70036 Lecturer	0.0										6.25
	Palumbo, K. K.	21222 Lecturer	1.0	10.53	10.66	9.06	6.73	9.06	11.2	14.73	11.2	9.6	9.6
	Pickering, J. A.	62493 Lecturer	0.1				3.6	3.8	2.8	6	6	6.25	
	Piotrowski, D.	62704 Lecturer	0.1									5.75	6.25
	Pomerantz, D. J.	21032 Asso Professor	1.0	14.5	12	12	8.5	12	5.75	6	6	8.4	12.8
	Posluszny, M. P.	21416 Asso Professor	1.0	15.75	16.25	11.75	12	11.75	13.75	12	11.75	10	12
	Rafferty, L. A.	21581 Asst Professor	1.0					6.25	6	9	15.5	12.6	12
	Raimondi, S. L.	21017 Asso Professor	1.0	0.0		0	0	0	0.25			0	
	Ramos-Zagarrigo	62973 Lecturer	0.1						4.75	6.75	13.75	18	13.5
	Sacca, K. C.	21363 Professor	0.0	5.2	6.66	0	0	0	0		retired		
	Samora, S. C.	21407 Professor	0.0	0.8		6.1	2	2.5	0.75	8	retired		
	Schmidt, R. J.	21327 Lecturer	1.0	sabbatical	12.65	8.6	10.4	69.8	49.55	51.6	47.6	62.8	52.15
	Simon, E. C.	21714 Lecturer	1.0									13	19
	* Sommerstein, L. C.	62250 Lecturer	0.0	35.2	28.2	28.6	24	39.65	35.6	39.45	32.7	36.45	33.1
	Wilkinson, C.	62472 Lecturer	0.1						5.25	1.4	1.8	2	6.75
	Windell, I	62823 Lecturer	0.2									0	
	Zqliczynski, T. G.	62926 Lecturer	0.1									4.4	2.4
17 Full Time, 12 Part Time, Fall Instructional FTE:			18.2	Exceptional Education Department								408.5	371.0