



Department Data Book  
School of Arts & Humanities  
2009-2010

**Buffalo State**  
*State University of New York*

## SECTION I

### Academic Program Inventory

The Academic Program Inventory is a compilation of all approved undergraduate and graduate degree programs at the college arranged by the department responsible for the program. Program majors are listed both by the SUCB curriculum and program name, and by the Albany program title.

## SECTION II

### Department Fact Sheets

The Department Fact Sheets present comparable data on a number of variables pertaining to academic departments. The information is collected routinely through many offices, but the fact sheet is the only summary of these data. Departments are arranged alphabetically within Faculty.

#### Definition of Terms

- **Academic Programs:** The local titles and curriculum codes of degree programs administered by the department. All fact sheet data relate only to these programs.
- **FTE Student:** Full-Time Equivalent Student is a standardized measure of academic activity. The  $\frac{\text{Undergraduate Credit Hours Consumed}}{15} + \frac{\text{Graduate Credit Hours Consumed}}{12}$
- **FTE Faculty:** The sum of the instructional FTE (Department Chairs = 0.5 Instructional FTE) for
- **S/F:** Student Faculty Ratio =  $\frac{\text{FTE Students}}{\text{FTE Faculty}}$
- **Major:** Number of majors committed to all department programs, graduate and undergraduate, for the Fall Semester.
- **Degrees Granted:** The number of undergraduate degrees granted between July 1 and June 30 of the following year. Example: Under the 08/09 column, all degrees granted between July 1, 2008 and June 30, 2009 are included.
- **New Freshman:** The number of new freshman registering at SUCB during the academic year.
- **New Transfer:** The number of new transfer students registering at SUCB during the academic year.
- **Student Profile:** Ethnicity, Gender and Full Time/Part Time statistics by department.
- **Trend Line:** The percentage change in FTE faculty and FTE students is based on the 2003-04 academic year as a baseline.

## SECTION III

### Faculty Listings

The Faculty Listings is a budgetary accounting of the personnel resources allocated to each department. These listings are limited to charges against state purpose funds and consequently do not reflect the total departmental resources nor the complexity of faculty activity. Departments are arranged alphabetically within Faculty

#### Definition of Terms

- Line #: Budgeted line number.
- Budgeted FTE: Each faculty position and, hence, each budgeted faculty line is designated as either full-time or part-time for the Fall Semester. A full-time line has the designation 1.00 FTE. A part-time line has a value less than 1.0 (usually .125, .25, or .50). For faculty who had student FTE in Spring 2010 only, the budgeted FTE were listed but not counted as part of the departmental total.
- FTE Student: See FTE STD in Department Fact Sheets (Section II).

## ACADEMIC PROGRAM INVENTORY BY DEPARTMENT WITHIN SCHOOL

SCHOOL OF ARTS AND HUMANITIES		<u>SUCB</u>			<u>ALBANY</u>	
		Code	Program	Degree	Title	
CNS	ART CONSERVATION	CNS	Conservation of Historic & Art Works	MA	Art Conservation	
		CNS	Art Conservation	CAS	Art Conservation	
AED	ART EDUCATION	AED	Art Education	BS	Art Education k-12	
		AED	Art Education	MS Ed	Art Education k-12	
		AED	Art Education Birth-12 Post Bac, Certifica	CAS	Art Education	
COM	COMMUNICATION	COM	Communication Studies	BA	Communication Media	
		COMW	Pre-Communications	BA		
		JBS	Journalism	BA	Broadcasting	
		MDP	Media Production	BA	Media Production	
		PCM	Public Communication	BA	Public Communication	
		TFA	Television and Film Arts	BA	Television and Film	
		TVA	Television Arts	BA	Television Arts	
DES	DESIGN	CER	Ceramics	BFA	Design	
		CMD	Communication Design	BS	Design	
		DES	Design	BFA	Design	
		FIB	Fibers	BFA	Design	
		INT	Interior Design	BFA	Design	
		MJD	Metals/Jewelry	BFA	Design	
		WFD	Wood/Furniture	BFA	Design	
ENG	ENGLISH	ENG	English	BS	English	
		ENS	English 7-12	BA	English 7-12	
		WRT	Writing	BA	English	
		ENG	English	MA Ed	English 7-12	
		ENS	English 7-12 Post Bac. Certificate	CAS	English Education 7-12	
		ENGW	Pre-English			
FAR	FINE ARTS	ART	Art	BA	Art	
		ARH	Art History	BA	Art History	
		FARW	Pre-Fine Arts			
		UNC	BFA Uncommitted			
		PTG	Painting	BFA	Painting	
		PHO	Photography	BFA	Photography	
		PRT	Printmaking	BFA	Printmaking	
		SCL	Sculpture	BFA	Sculpture	
MCL	MODERN & CLASSIC LANGUAGES	FRS	French 7-12	BS	French 7-12	
		SPS	Spanish 7-12	BS	Spanish 7-12	
		FRE	French	BA	French	
		ITA	Italian	BA	Italian	
		SPA	Spanish	BA	Spanish	
		FRS	French 7-12 Post Bac. Certificate	CAS	French Education	
SPS	Spanish 7-12 Post Bac. Certificate	CAS	Spanish Education			
MUS	MUSIC	MUS	Music	BA	Music	
		MUE	Music Education	Mus. B.	Music Education	
PHI	PHILOSOPHY & HUMANITIES	PHI	Philosophy	BA	Philosophy	
		HUM	Humanities	BA	Humanities	
THA	THEATER	TAR	The Arts	BA	The Arts	
		THA	Theater	BA	Theatre	
		ALT	Arts & Letters	BA	The Arts	

Academic Program Inventory

<u>SCHOOL OF EDUCATION</u>		<u>SUCB</u>		<u>ALBANY</u>	
		<u>Code</u>	<u>Program</u>	<u>Degree</u>	<u>Title</u>
EDF	EDUCATIONAL FOUNDATIONS	BMEW	Pre-Business Marketing Education		
		BME	Business & Marketing Education	BS	Business & Distributive Education
		CTEW	Pre-Career and Technical Education		
		CTE	Career & Technical Education	BS	Vocational Technical Education
		VTE	Vocational & Technical Ed	BS	Vocational Technical Education
		BME	Business & Marketing Education	MS Ed	Business & Marketing Education
		CTE	Career & Technical Education	MS Ed	Vocational Technical Education
		ADE	Adult Education	MS	Adult Education
		ADE	Adult Education Certificate	CAS	Adult Education
		BME	Business & Marketing Ed. Certificate	CAS	Business & Marketing Education
		CTE	Career Technology Ed. Post Bac. Cert.	CAS	Career & Technical Education
		BMEW	Pre-Business & Marketing Education		
		CTEW	Pre-Career & Technical Education		
		ADEW	Pre-Adult Education		
EDU	ELEMENTARY EDUCATION & READING	CEDW	Pre-Elementary Education		
		CED	Childhood Education	BS	Childhood Education
		ECE	Early Childhood Education	BS	Early Childhood Education
		ECC	Early Child & Education	BS	Early childhood & Childhood Ed
		CEN	Childhood Education & English 7-9	BS	Childhood Education & English
		CMT	Childhood Education & Math 7-12	BS	Childhood Education & Math
		CSS	Childhood Education Social Studies	BS	Childhood Education & Social Studies
		CSH	Childhood Education & Spanish	BS	Childhood Ed & Spanish
		ELE	Elementary Education	MS Ed	Elementary Education N-9
		CUR	Curriculum & Instruction	MS Ed	Curriculum & Instruction
		ECT	Early Childhood Education	MS Ed	Early Childhood Education
		CET	Childhood Education	MS Ed	Childhood Education
		ENS	Early Sec. English	MS Ed	English N-9
		MTS	Early Sec. Mathematics	MS Ed	Mathematics N-9

Academic Program Inventory

		<u>SUCB</u>		<u>ALBANY</u>	
<u>SCHOOL OF EDUCATION</u>		<u>Code</u>	<u>Program</u>	<u>Degree</u>	<u>Title</u>
EDU	ELEMENTARY EDUCATION & READING	ESS	Early Sec. Science	MS Ed	General Science N-9
		SSS	Early Sec. Social Studies	MS Ed	Social Studies N-9
		FRS	Early Sec. French	MS Ed	French N-9
		SPS	Early Sec. Spanish	MS Ed	Spanish N-9
		RDG	Reading	MPS	Reading Teacher
		LTS	Literacy Spec. 5-12	MS Ed	Literacy Spec. 5-12
		RDG	Reading	MS Ed	Reading Teacher
		LTB	Literacy Spec. Birth-6	MS Ed	Literacy Spec. Birth-6
		CED	Childhood Education	MS Ed	Childhood Education
		ECE	Early Childhood Education	MS Ed	Early Childhood Education
		ELE	Elementary Education Post Bac. Certificat	CAS	Elementary Education Pre k-6
		CED	Childhood Education Post Bac. Certificate	CAS	Childhood Education
		CED	Child Ed. & Early Child Ed. Post Bac. Cer	CAS	Childhood Education 1-6
		RDGW	Pre-Elementary Educationa & Reading		
		EDLW	Pre Educational Leadership		
		CURW	Pre Curriculum & Instruction		
		ECTW	Pre-Childhood Education w/certification		
		ENSW	Pre-Elementary Ed. & Early Sec.: English		
		MTSW	Pre-Elementary Ed. & Early Sec.: Math		
		ESSW	Pre-Elementary Ed. & Early Sec.: Science		
		SSSW	Pre-Elementary Ed. & Early Sec. Social Studies		
		FRSW	Pre-Elementary Ed & Early Sec. French		
		SPSW	Pre-Elementary Ed & Early Sec. Spanish		
		RDGW	Pre-Reading Professional Studies		
		RDGW	Pre-Reading		
		LTBW	Pre-Literacy Spec. Birth-6		
		CEDW	Pre-Childhood Education		
		ECEW	Pre-Early Childhood Education		
		EDL	Educational Leadership	CAS	Educational Leadership
		RDG	Reading	MPS	Reading

Academic Program Inventory

<u>SCHOOL OF EDUCATION</u>		<u>SUCB</u>		<u>ALBANY</u>	
		<u>Code</u>	<u>Program</u>	<u>Degree</u>	<u>Title</u>
EXE	EXCEPTIONAL EDUCATION	EXE	Teachers of Exceptional Ed & El. Ed	BS Ed	Special Education
		EXE	Exceptional Education	BS Ed	Special Education
		EXEW	Pre-Exceptional Education		
		BXE	Teaching Bilingual Except Individual	MS Ed	Teaching Bilingual Except Individual
		EXD	Exceptional Education	MS Ed	Special Education
		EXC	Special Education Early Childhood	MS Ed	Special Education
		EXC	Special Education Childhood	MS Ed	Special Education
		EXA	Special Education Adolescence	MS Ed	Special Education
		BXEW	Pre-Exceptional Education, bilingual		
		EXDW	Pre-Exceptional Education		
		EXCW	Pre-Special Education Early Childhood		
		EXCW	Pre-Special Education Childhood		
		EXAW	Pre-Special Education Adolescence		

Academic Program Inventory

		<u>SUCB</u>		<u>ALBANY</u>	
<u>SCHOOL OF NATURAL &amp; SOCIAL SCIENCES</u>		<u>Code</u>	<u>Program</u>	<u>Degree</u>	<u>Title</u>
ANT	ANTHROPOLOGY	ANT	Anthropology	BA	Anthropology
BIO	BIOLOGY	BGS	Biology Education 7-12	BS	Biology Education 7-12
		BGX	Biology 5-12	BS	Biology 7-12
		BIO	Biology	BA	Biology
		BIO	Biology	MA	Biology
		BIS	Secondary Education: Biology	MS Ed	Biology 7-12
		BGS	Biology 7-12 Post Bac. Certificate	CAS	Biology Education 7-12
		BGX	Biology 5-12 Post Bac. Certificate	CAS	Biology Education 7-12 5-6 EXT
		BLOW	Pre-Biology		
CHE	CHEMISTRY	CGS	Secondary Education: Chemistry	BS	Chemistry 7-12
		CGS	Chemistry Education 7-12	BS	Chemistry Education 7-12
		CHE	Chemistry	MS Ed	Chemistry 7-12
		FRC	Forensic Chemistry	BS	Forensic Chemistry
		FRCW	Pre-Forensic Chemistry		
		CHE	Chemistry	MA	Chemistry
		CHS	Secondary Education: Chemistry	MS Ed	Chemistry 7-12
		CGS	Chemistry 7-12 Post Bac. Certificate	CAS	Chemistry Education 7-12
		CGX	Chemistry 5-12 Post Bac. Certificate	CAS	Chemistry Education 7-12 5-6 EXT
		CHEW	Pre Chemistry		
ENS	EARTH SCIENCES & SCIENCE EDUCATION	EGS	Secondary Education: Earth Science	BS	Earth Science 7-12
		EGS	Earth Science Education 7-12	BS	Earth Science Education 7-12
		GEO	Geology	BA	Geology
		EAS	Earth Sciences	BS	Earth Sciences
		EGS	General Science Secondary Education	MS Ed	General Science Secondary Education
		EAS	Secondary Education: Earth Science	MS Ed	Earth Science 7-12
		EGS	Earth Science 7-12 Post Bac. Certificate	CAS	Earth Science Education 7-12
		EGX	Earth Science 5-12 Post Bac. Certificate	CAS	Earth Science Education 7-12 5-6 EXT
		EGSW	Pre-Earth Sciences Education		

Academic Program Inventory

		<u>SUCB</u>		<u>ALBANY</u>	
<u>SCHOOL OF NATURAL &amp; SOCIAL SCIENCES</u>		<u>Code</u>	<u>Program</u>	<u>Degree</u>	<u>Title</u>
ECO	ECONOMICS & FINANCE	ECO	Economics (BS)	BS	Economics
		ECO	Economics (BA)	BA	Economics
		AEC	Applied Economics	MA	Applied Economics
GEG	GEOGRAPHY & PLANNING	GEG	Geography	BA	Geography
		URP	Urban Regional Analysis & Planning	BS	Urban Regional Analysis & Planning
HIS	HISTORY & SOCIAL STUDIES EDUCATION	SSS	Secondary Education: Social Studies	BS	Social Studies 7-12
		SSS	Social Studies Education 7-12	BS	Social Studies Education 7-12
		HIS	History	BA	History
		HIS	History	MA	History
		SSS	Secondary Education: Social Studies	MS Ed	Social Studies 7-12
		SSS	Social Studies Education 7-12	MS Ed	Social Studies Education 7-12
		SSS	Social Studies Ed. 7-12 Post Bac. Cert.	CAS	Social Studies Education 7-12
		SSX	Social Studies Ed. 5-12 Post Bac. Cert.	CAS	Social Studies Education 7-12 5-6 EX'
MAT	MATHEMATICS	HISW	Pre-Social Studies and History		
		MAT	Mathematics (BA)	BA	Mathematics
		MAT	Mathematics (BS)	BS	Mathematics 7-12
		MTS	Secondary Education: Math	BS	Mathematics 7-12
		MTS	Secondary Education: Mathematics	MS Ed	Mathematics 7-12

Academic Program Inventory

		<u>SUCB</u>		<u>ALBANY</u>	
<u>SCHOOL OF NATURAL &amp; SOCIAL SCIENCES</u>		<u>Code</u>	<u>Program</u>	<u>Degree</u>	<u>Title</u>
MAT	MATHEMATICS Cont'd	MTS	Mathematics 7-12 Post Bac. Certificate	CAS	Mathematics Education 7-12
		MTX	Mathematics 5-12 Post Bac. Certificate	CAS	Mathematics Education 7-12 5-6 EXT
		MTSW	Pre-Secondary Education: Math		
PHY	PHYSICS	PGS	Secondary Education: Physics	BS	Physics 7-12
		PGS	Physics Education 7-12	BS	Physics Education 7-12
		PHY	Physics (BA)	BA	Physics
		PHY	Physics (BS)	BS	Physics
		PGS	Physics 7-12 Post Bac. Certificate	CAS	Physics Education 7-12
		PGX	Physics 5-12 Post Bac. Certificate	CAS	Physics Education 7-12 5-6 EXT
PSC	POLITICAL SCIENCE	PSC	Political Science	BA	Political Science
PSY	PSYCHOLOGY	PSY	Psychology (BA)	BA	Psychology
		PSY	Psychology (BS)	BS	Psychology
SOC	SOCIOLOGY	SOC	Sociology (BA)	BA	Sociology
		SOA	Applied Sociology	BA	Sociology

Academic Program Inventory

<u>SCHOOL OF PROFESSIONS</u>		<u>SUCB</u>		<u>ALBANY</u>	
		<u>Code</u>	<u>Program</u>	<u>Degree</u>	<u>Title</u>
BUS	BUSINESS	BSA	Business Administration	BS	Business Administration
		BSAW	Pre-Business		
		BUS	Business Studies	BS	Special Studies
CIS	COMPUTER INFORMATION SYSTEMS	CISW	Pre-Computer Information Systems		
		CIS	Computer Information Systems	BS	Computer Information Systems
		EDC	Educational Computing	MS Ed	Educational Computing
		EDCW	Pre-Educational Computing		
CRS	CENTER FOR STUDIES IN CREATIVITY	CRS	Creative Studies	MS	Creative Studies
		CRT	Creative Studies Certificate	CAS	Creativity & Change Leadership
		CRSW	Pre-Creative Studies		
CRJ	CRIMINAL JUSTICE	CRJW	Pre-Criminal Justice		
		CRJ	Criminal Justice	BS	Criminal Justice
		CRJ	Criminal Justice	MS	Criminal Justice
		CRJW	Pre-Criminal Justice		
NFS	DIETETICS & NUTRITION	DIE	Dietetics	BS	Dietetics
		DIE	Dietetics	MS	Clinical Dietetics
HWE	HEALTH & WELLNESS	HEW	Health & Wellness	BS	Health/Wellness
HTR	HOSPITALITY ADMINISTRATION	HTR	Hospitality Administration	BS	Hospitality Administration
SWK	SOCIAL WORK	SWKW	Pre-Social Work		
		SWK	Social Work	BS	Social Work
SLP	SPEECH-LANGUAGE PATHOLOGY	SLP	Communication Disorders	BS	Communication Disorders
		SLP	Speech-Language Pathology & Audiology	BS	Speech-Language Pathology
		SLP	Speech-Language Pathology	BS Ed	Speech-Language Pathology
		SLP	Speech-Language Pathology	MS Ed	Speech-Language Pathology
		SLPW	Pre-speech-Language Pathology		

Academic Program Inventory

		<u>SUCB</u>		<u>ALBANY</u>	
<u>SCHOOL OF PROFESSIONS</u>		<u>Code</u>	<u>Program</u>	<u>Degree</u>	<u>Title</u>
CSP	STUDENT PERSONNEL ADMINISTRATION	SPDW	Pre-Student Personnel		
		SPD	Student Personnel Administration	MS	Student Personnel Administration
TEC	TECHNOLOGY	FTT	Fashion Technology	BS	Fashion & Textile Technology
		TED	Technology Education	BS	Technology Education
		TEC	Industrial Technology	BS	Industrial Technology
		ETP	Electronics: Power & Machines	BTECH	Engineering Tech: Power & Machines
		ETE	Electronics: Electronics	BTECH	Engineering Technology: Electricity
		MET	Mechanical Engineering Technology	BTECH	Mechanical Engineering Technology
		ETP	Electrical Engineering Tech, Power and M	MBS	Engineering Tech: Power & Machines
		ETE	Electrical Engineering Tech, Electronics	BS	Engineering Technology: Electricity
		MET	Mechanical Engineering Technology	BS	Mechanical Engineering Technology
		TED	Technology Education	MS Ed	Technology Education
		IDT	Industrial Technology	MS	Industrial Technology
		TED	Technology Ed. Post Bac. Certificate	CAS	Technology Education
		TEDW	Pre-Technology Education		
		IDTW	Pre-Industrial Technology		
 <u>ADDITIONAL DESIGNATIONS</u>					
CPS	CONTINUING PROFESSIONAL STUDIES	SON	C/Ed - Other Institution Summer		
UNC	UNIVERSITY COLLEGE	CEDW	Undeclared-Childhood Education		
		INS	Individualized Studies		
		NON	UG Non-Matriculated		
		OVS	Non-SUCB SUNY Overseas		
		PDG	Non-Matric Post Degree		
		SPP	Visiting Student Program		
		UNC	Undeclared		
GRS	GRADUATE SCHOOL	MUL	Multidisciplinary Studies	MA	Multidisciplinary Studies
		MUL	Multidisciplinary Studies	MS	Multidisciplinary Studies
		HRD	Human Resource Development	CAS	Human Resource Development
		GND	Graduate Non-Degree		Not in a Program
		MULW	Pre-multidisciplinary Studies, General		
		HAS	Pre-multidisciplinary Studies, Mgt Hm Svs		
		PMT	Post Masters		
		VST	Graduate - 1 Semester		

**All College**

	2003/04	2004/05	2005/06 *	2006/07	2007/08	2008/09	2009/10
<b>FTE Student</b>							
<b>Fall</b>	<b>8976</b>	<b>9056</b>	<b>9062</b>	<b>9296</b>	<b>9184</b>	<b>9626</b>	<b>10,056</b>
U/G	8054	8121	8128	8379	8302	8682	9114
<b>Grad</b>	921	935	934	917	882	944	942
<b>Spring</b>	<b>8410</b>	<b>8775</b>	<b>8739</b>	<b>8757</b>	<b>8693</b>	<b>9039</b>	<b>9376</b>
U/G	7480	7830	7797	7830	7801	8118	8406
<b>Grad</b>	930	945	942	927	892	921	970
<b>Average</b>	<b>8693</b>	<b>8916</b>	<b>8901</b>	<b>9027</b>	<b>8939</b>	<b>9333</b>	<b>9716</b>
<b>Fall FTE Faculty</b>	<b>419.7</b>	<b>421</b>	<b>427.1</b>	<b>448.7</b>	<b>465.3</b>	<b>468.7</b>	<b>467.4</b>
<b>FT Fac</b>	386.0	393	399	416	429	430	425
<b>PT Fac</b>	312.0	322	360	339	358	363	412
<b>S/F</b>	<b>20.7</b>	<b>21</b>	<b>20.8</b>	<b>20.1</b>	<b>19.2</b>	<b>19.9</b>	<b>20.8</b>
<b>Major Enrollment</b>							
<b>Fall</b>							
U/G	7299	9008	9010	9314	9139	9371	9,822
<b>Grad</b>	1923	2064	1996	1906	1854	1863	1,892
<b>Fall Total</b>	<b>9222</b>	<b>11072</b>	<b>11006</b>	<b>11220</b>	<b>10993</b>	<b>11234</b>	<b>11,714</b>
<b>Spring</b>							
U/G	6959	8473	8980	8586	8564	8834	9,152
<b>Grad</b>	1871	1996	1970	1854	1844	1872	1,874
<b>Spring Total</b>	<b>8830</b>	<b>10469</b>	<b>10950</b>	<b>10440</b>	<b>10408</b>	<b>10706</b>	<b>11,026</b>
<b>Degrees Granted</b>							
<b>Bachelor's</b>	1656	1551	1686	1791	1766	1,768	
<b>Master's</b>	818	753	754	830	767	830	
<b>Fall Data</b>							
<b>New Freshmen</b>	1379	1363	1250	1495	1450	1559	1530
<b>New Transfers</b>	1011	1014	1081	1133	1116	1185	1408
<b>New Grad Students</b>	408	461	391	452	400	502	443

\* Academic programs listed only include those programs with enrolled students

\* As of 2002/2003, Master's degrees granted include multidisciplinary studies & post master's certificates

\* New freshman include all first time students (committed and non-committed)

\* 2004/2005 FTE & Enrollment figures include all UG & Grad students (including other majors not listed elsewhere)

\* New graduate students include non-matriculated status

**Academic Programs and Enrollment - Fall 2009 & Spring 2010**

**Other Majors**

GND	Graduate Non-Degree		
GRX	Graduate Cross-Registration		
MUL	Multidisciplinary Studies		
MULW	Pre-Multidisciplinary General		

**Fall 2009   Spring 2010**

131	104
0	1
134	142
4	2

**Other Minors**

WST	Woman's Studies		
INE	International Studies		
IRE	International Relations		
CDP	Community Diversity & Peace		
LGL	Legal Studies		
IEC	Indigenous Studies		
GEG	Geographic Info. Systems		

**Fall 2009   Spring 2010**

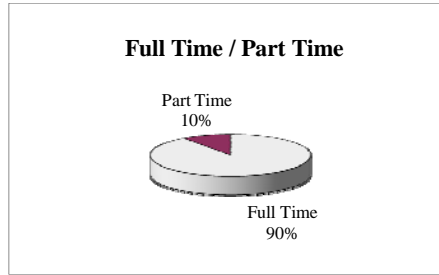
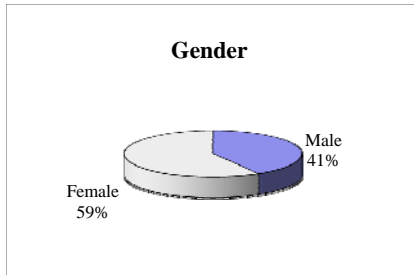
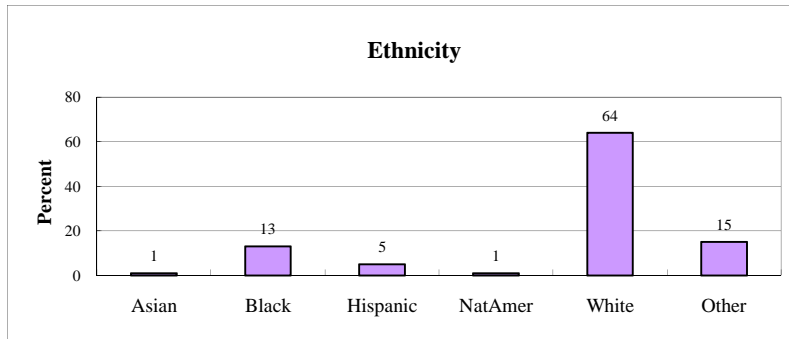
4	26
7	8
1	14
2	1
6	22
0	2
5	9

**GRAND TOTAL HEADCOUNT**

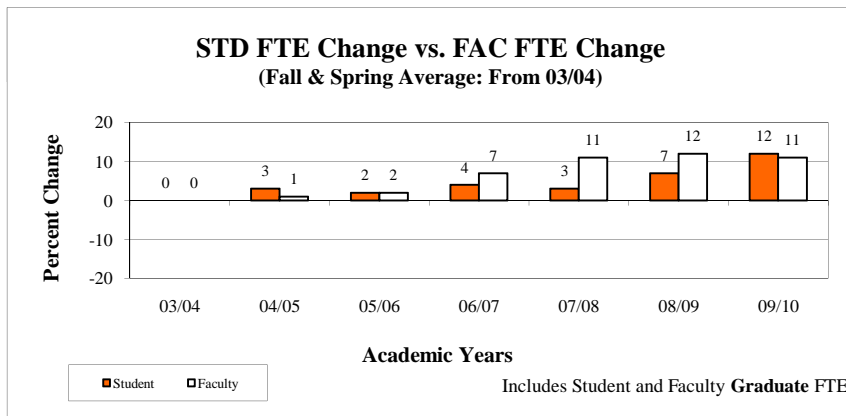
<b>UG</b>	<b>9,822</b>	<b>9,152</b>
<b>Grad</b>	<b>1,892</b>	<b>1,874</b>

All College (Graphics reflect undergraduate enrollment only)

**STUDENT PROFILE**



**PERCENT CHANGE IN STUDENT AND FACULTY FTE**



SCHOOL SUMMARY SHEET

University College

	2003/04	2004/05	2005/06 *	2006/07	2007/08	2008/09	2009/10
<b>FTE Student</b>							
<b>Fall Total</b>				169	374	666	778
U/G				169	374	666	778
Grad				0	0	0	0
<b>Spring Total</b>				116	432	485	598
U/G				116	432	485	597
Grad				0	0	0	1
<b>Average</b>				142	403	576	688
<b>FTE Faculty</b>				3	3.0	3.0	3.0
FT Fac				3	3	3	3
PT Fac				0	0	0	0
<b>S/F</b>				47.5	134.4	191.8	229.4
<b>Major Headcount</b>							
<b>Fall</b>							
U/G	1962	1743	1562	1451	1384	1214	1104
Grad	0	0	0	0	0	0	0
<b>Fall Total</b>	<b>1962</b>	<b>1743</b>	<b>1562</b>	<b>1451</b>	<b>1384</b>	<b>1214</b>	<b>1104</b>
<b>Spring</b>							
U/G	1593	1385	1262	1596	1017	931	784
Grad	0	0	0	0	0	0	0
<b>Spring Total</b>	<b>1593</b>	<b>1385</b>	<b>1262</b>	<b>1596</b>	<b>1017</b>	<b>931</b>	<b>784</b>
<b>Degrees Granted</b>							
Bachelor's	24	27	36	56	56	57	
Master's	0	0	0	0	0	0	
<b>Fall Data</b>							
<b>New Freshmen</b>	723	710	646	610	616	540	457
<b>New Transfers</b>	176	135	123	131	141	115	157
<b>New Grad Students</b>	0	0	0	0	0	0	0

\* Academic programs listed only include those programs with enrolled students.

\* Bachelor's degrees granted include INS majors

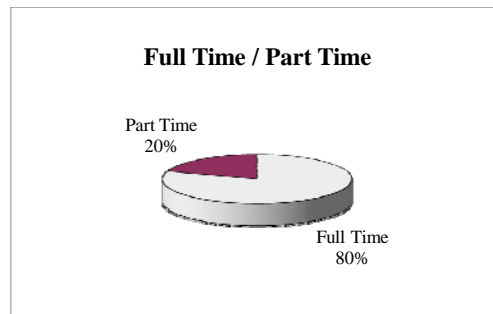
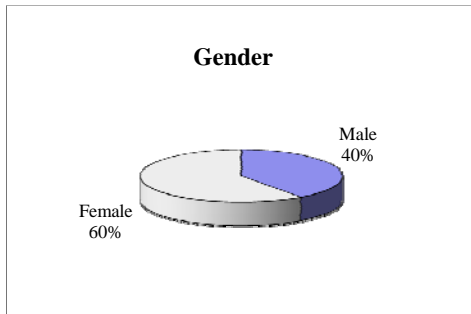
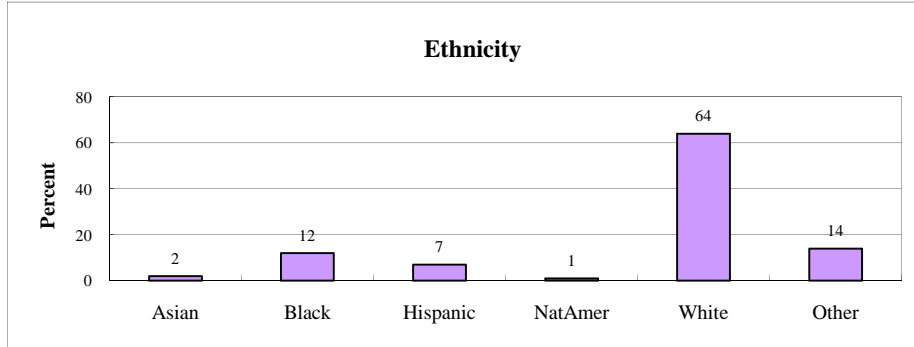
Academic Programs and Enrollment - Fall 2009 & Spring 2010

<u>Undergraduate Major</u>			<u>Fall 2009</u>	<u>Spring 2010</u>
CPS	SON	C/Ed - Other Institution Summe	3	0
UNC	CEDW	Undeclared-Childhood Education	200	85
	FEX	Foreign Exchange	2	8
	INS	Individualized Studies	78	124
	NON	UG Non-Matriculated	185	171
	REG	RO Office (Cross-Registration)	0	6
	NSE	National Student Exchange	1	9
	OVS	Non-SUCB SUNY Overseas	0	0
	PDG	Non-Matric Post Degree	1	0
	SPP	Visiting Student Program	0	12
	UNC	Undeclared	634	369


Other (2009-2010 Only)

	INE	NSE	LIB	Total Other
<b>FTE Student</b>				
<b>Fall</b>	35.0	9.6	9.9	<b>54.5</b>
<b>Spring</b>	48.2	11.2	4.32	<b>63.7</b>
<b>Average</b>	<b>41.6</b>	<b>10.4</b>	<b>7.1</b>	<b>59.1</b>

**STUDENT PROFILE**



**PERCENT CHANGE IN STUDENT AND FACULTY FTE**



SCHOOL SUMMARY SHEET

School of Arts & Humanities

	2003/04	2004/05	2005/06 *	2006/07	2007/08	2008/09	2009/10
<b>FTE Student</b>							
<b>Fall Total</b>	<b>2735</b>	<b>2449</b>	<b>2628</b>	<b>2635</b>	<b>2233</b>	<b>2304</b>	<b>2524</b>
U/G	2616	2338	2513	2525	2119	2157	2359
Grad	119	111	116	110	114	147	165
<b>Spring Total</b>	<b>2518</b>	<b>2401</b>	<b>2539</b>	<b>2531</b>	<b>2248</b>	<b>2272</b>	<b>2391</b>
U/G	2418	2292	2437	2420	2150	2139	2248
Grad	100	109	101	111	98	133	143
<b>Average</b>	<b>2627</b>	<b>2425</b>	<b>2583</b>	<b>2583</b>	<b>2240</b>	<b>2288</b>	<b>2458</b>
<b>FTE Faculty</b>	125	122	133	141	143	147	145
FT Fac	89	88	110	123	123	126	120
PT Fac	105	113	148	140	145	148	144
<b>S/F</b>	21.0	19.8	19.4	18.3	15.7	18.2	16.9
<b>Major Headcount</b>							
<b>Fall</b>							
U/G	1953	1962	1862	1963	1855	1981	2140
Grad	282	279	264	257	263	250	220
<b>Fall Total</b>	<b>2235</b>	<b>2241</b>	<b>2126</b>	<b>2220</b>	<b>2118</b>	<b>2231</b>	<b>2360</b>
<b>Spring</b>							
U/G	1867	1859	1774	1822	1785	1902	2008
Grad	261	249	246	240	233	233	210
<b>Spring Total</b>	<b>2128</b>	<b>2108</b>	<b>2020</b>	<b>2062</b>	<b>2018</b>	<b>2135</b>	<b>2218</b>
<b>Degrees Granted</b>							
Bachelor's	350	369	407	425	388	400	
Master's	82	61	61	80	66	80	
<b>Fall Data</b>							
<b>New Freshmen</b>	189	223	189	249	231	301	325
<b>New Transfers</b>	211	195	212	211	208	243	284
<b>New Grad Students</b>	64	71	45	57	64	63	48

\* Includes Individual Studies (major 0556)

\* Academic programs listed only include those programs with enrolled students.

Academic Programs and Enrollment - Fall 2009 & Spring 2010

Major

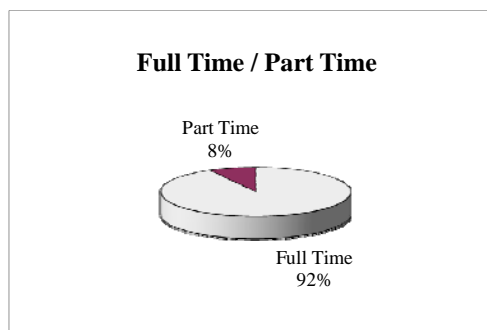
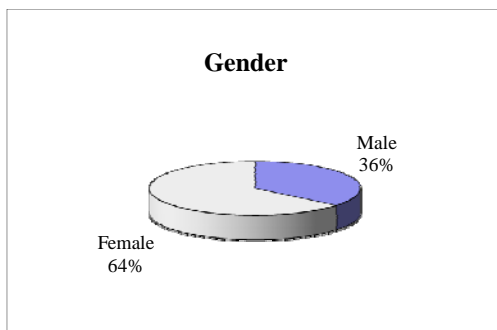
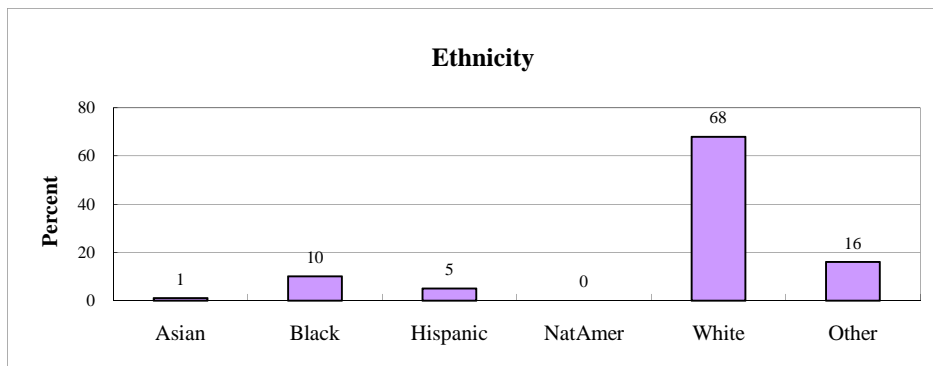
Fall 2009 Spring 2010

Undergraduate	2140	2008
Graduate	220	210

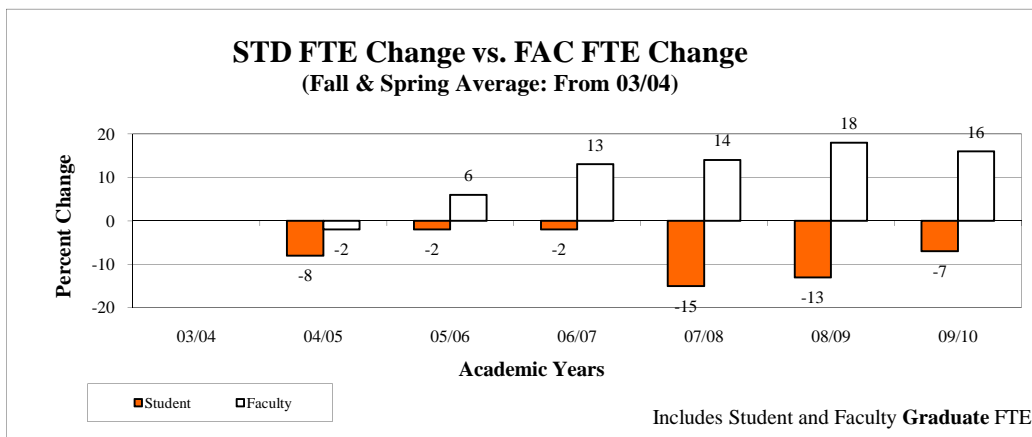
Minor

Undergraduate	221	247
---------------	-----	-----

FALL STUDENT PROFILE



PERCENT CHANGE IN STUDENT AND FACULTY FTE



**School of Arts and Humanities  
Undergraduate Programs by Department  
Fall 2009**

<b>Department Description</b>	<b>Code</b>	<b>Degree</b>	<b>Program Description</b>	<b>Total</b>	<b>FT</b>	<b>PT</b>
Art Education	AED	BS-AH	Art Education K-12	175	159	16
Communication	COM	BA-AH	Communication Studies	184	169	15
	JBS	BA-AH	Journalism	158	150	8
		BA-SEC-AH	Journalism	4	4	0
	MDP	BA-AH	Media Production	154	148	6
		BA-SEC-AH	Media Production	3	3	0
	PCM	BA-AH	Public Communication	144	137	7
		BA-SEC-AH	Public Communication	2	2	0
	TFA	BA-AH	Television and Film Arts	21	18	3
	TVA	BA-AH	Television Arts	1	1	0
Department Total				671	632	39
Design	CER	BFA-AH	Ceramics	3	3	0
		BS-AH	Ceramics	13	11	2
	CMD	BFA-AH	Communication Design	140	130	10
		BFA-SEC-AH	Communication Design	1	1	0
	DES	BFA-AH	Design	2	0	2
		BS-AH	Design	3	3	0
		BS-SEC-AH	Design	1	1	0
	FIB	BFA-AH	Fibers	3	3	0
		BS-AH	Fibers	5	5	0
	INT	BFA-AH	Interior Design	2	2	0
	MJD	BFA-AH	Metals/Jewelry	8	6	2
		BS-AH	Metals/Jewelry	7	3	4
	WFD	BFA-AH	Wood/Furniture	1	1	0
		BS-AH	Wood/Furniture	4	4	0
Department Total				193	173	20
English	ENG	BA-AH	English	239	213	26
	ENS	BS-AH	English 7-12	93	87	6
	WRT	BA-AH	Writing	6	5	1
Department Total				338	305	33

Fine Arts	ARH	BA-AH	Art History	31	28	3
	ART	BA-AH	Art	151	136	15
		BA-SEC-AH	Art	1	1	0
	PHO	BFA-AH	Photography	75	71	4
		BFA-SEC-AH	Photography	2	2	0
	PTG	BFA-AH	Painting	17	16	1
		BFA-SEC-AH	Painting	2	2	0
Department Total	SCL	BFA-AH	Sculpture	4	4	0
				283	260	23
Interior Design	INT	BFA-AH	Interior Design	103	98	5
Modern & Classical Languages	SPS	BS-AH	Spanish 7-12	1	0	1
	FRE	BA-AH	French	16	16	0
	FRS	BS-AH	French 7-12	3	3	0
	SPA	BA-AH	Spanish	39	37	2
		BA-SEC-AH	Spanish	2	2	0
	SPS	BS-AH	Spanish 7-12	5	5	0
Department Total				66	63	3
Music	MUE	MUSB-AH	Music Education	82	81	1
	MUS	BA-AH	Music	37	34	3
Department Total				119	115	4
Philosophy and Humanities	HUM	BA-AH	Humanities	23	19	4
	PHI	BA-AH	Philosophy	36	33	3
Department Total				59	52	7
Theater	ALT	BA-AH	Arts and Letters	48	41	7
	THA	BA-AH	Theater	84	78	6
		BA-SEC-AH	Theater	1	1	0
Department Total				133	120	13
<b>School of Art and Humanities</b>				<b>2140</b>	<b>1977</b>	<b>163</b>

**School of Arts and Humanities  
Graduate Programs by Department  
Fall 2009**

<b>Department Description</b>	<b>Code</b>	<b>Degree</b>	<b>Program Description</b>	<b>Total</b>	<b>FT</b>	<b>PT</b>
Art Education	AED	MSED-AH	Art Education K-12	55	6	49
		PBC-AH	Art Education K-12	25	20	5
<b>Department Total</b>				<b>80</b>	<b>26</b>	<b>54</b>
Art Conservation	CNS	MA-AH	Art Conservation	29	29	0
English	ENG	MA-AH	English	44	15	29
	ENGW	GRPRE-AH	Pre-English	9	7	2
	ENS	MSED-AH	English 7-12	36	8	28
		PBC-AH	English 7-12	16	14	2
<b>Department Total</b>				<b>105</b>	<b>44</b>	<b>61</b>
Modern and Classical Lang	FRS	PBC-AH	French 7-12	3	2	1
	SPS	PBC-AH	Spanish 7-12	3	2	1
<b>Department Total</b>				<b>6</b>	<b>4</b>	<b>2</b>
<b>School of Art and Humanities</b>				<b>220</b>	<b>103</b>	<b>117</b>

**School of Arts and Humanities  
Undergraduate Programs by Department  
Spring 2010**

<b>Department Description</b>	<b>Code</b>	<b>Degree</b>	<b>Program Description</b>	<b>Total</b>	<b>FT</b>	<b>PT</b>
Art Education	AED	BS-AH	Art Education K-12	152	139	13
Communication	COM	BA-AH	Communication Studies	131	114	17
	JBS	BA-AH	Journalism	146	129	17
	MDP	BA-AH	Media Production	177	162	15
	PCM	BA-AH	Public Communication	175	156	19
	<b>Subtotal</b>			<b>629</b>	<b>561</b>	<b>68</b>
Design	CER	BFA-AH	Ceramics	6	4	2
		BS-AH	Ceramics	11	8	3
	CMD	BFA-AH	Communication Design	135	117	18
	FIB	BFA-AH	Fibers	3	3	0
		BS-AH	Fibers	3	3	0
	INT	BFA-AH	Interior Design	1	1	0
	MJD	BFA-AH	Metals/Jewelry	8	6	2
		BS-AH	Metals/Jewelry	10	4	6
	WFD	BFA-AH	Wood/Furniture	1	1	0
		BS-AH	Wood/Furniture	7	6	1
<b>Subtotal</b>			<b>185</b>	<b>153</b>	<b>32</b>	
English	ENG	BA-AH	English	203	182	21
	ENS	BS-AH	English 7-12	101	97	4
	WRT	BA-AH	Writing	7	7	0
	<b>Subtotal</b>			<b>311</b>	<b>286</b>	<b>25</b>
Fine Arts	ARH	BA-AH	Art History	35	30	5
	ART	BA-AH	Art	141	117	24
	PHO	BFA-AH	Photography	56	52	4
	PRT	BFA-AH	Printmaking	1	1	0
	PTG	BFA-AH	Painting	16	13	3
	SCL	BFA-AH	Sculpture	7	6	1
	<b>Subtotal</b>			<b>256</b>	<b>219</b>	<b>37</b>

Interior Design	INT	BFA-AH	Interior Design	96	81	15
Modern & Classical Languages	FRE	BA-AH	French	16	16	0
	FRS	BS-AH	French 7-12	3	3	0
	SPA	BA-AH	Spanish	33	27	6
	SPS	BS-AH	Spanish 7-12	8	8	0
	<b>Subtotal</b>			<b>60</b>	<b>54</b>	<b>6</b>
Music	MUE	MUSB-AH	Music Education	67	67	0
	MUS	BA-AH	Music	42	42	0
	<b>Subtotal</b>			<b>109</b>	<b>109</b>	<b>0</b>
Philosophy & Humanities	HUM	BA-AH	Humanities	8	7	1
	PHI	BA-AH	Philosophy	39	32	7
	<b>Subtotal</b>			<b>47</b>	<b>39</b>	<b>8</b>
Theater	ALT	BA-AH	Arts and Letters	64	54	10
	TFA	BA-AH	Television and Film Arts	16	15	1
	THA	BA-AH	Theater	83	73	10
	<b>Subtotal</b>			<b>163</b>	<b>142</b>	<b>21</b>
<b>School of Arts &amp; Humanities Totals</b>				<b>2,008</b>	<b>1,783</b>	<b>225</b>

**School of Arts and Humanities  
Graduate Programs by Department  
Spring 2010**

<b>Department Description</b>	<b>Code</b>	<b>Degree</b>	<b>Program Description</b>	<b>Total</b>	<b>FT</b>	<b>PT</b>
Art Conservation	CNS	MA-AH	Art Conservation	26	21	5
Art Education	AED	MSED-AH	Art Education K-12	54	5	49
		PBC-AH	Art Education K-12	24	19	5
<b>Subtotal</b>				<b>78</b>	<b>24</b>	<b>54</b>
English	ENG	MA-AH	English	42	16	26
	ENGW	GRPRE-AH	Pre-English	11	10	1
	ENS	MSED-AH	English 7-12	37	10	27
		PBC-AH	English 7-12	10	8	2
<b>Subtotal</b>				<b>100</b>	<b>44</b>	<b>56</b>
Modern & Class. Lang.	FLE	MSED-AH	Foreign Language Education	1	0	1
	FRS	PBC-AH	French 7-12	1	1	0
	SPS	PBC-AH	Spanish 7-12	4	3	1
<b>Subtotal</b>				<b>6</b>	<b>4</b>	<b>2</b>
<b>School of Arts and Humanities Totals</b>				<b>210</b>	<b>93</b>	<b>117</b>

**Fall 2009**  
**School of Arts & Humanities**  
**Undergraduate Programs by Ethnicity**

Department Description	Code	Degree	Program Description	Total White	Black	Hispanic	Asian	Nat. Ame	Non-Res.	Undis	
Art Education	AED	BS-AH	Art Education K-12	175	144	1	4	2	3	0	21
Communication	COM	BA-AH	Communication Studies	184	117	30	4	2	0	0	31
	JBS	BA-AH	Journalism	158	102	25	10	0	0	0	21
		BA-SEC-AH	Journalism	4	2	0	1	0	0	0	1
	MDP	BA-AH	Media Production	154	80	37	14	0	0	1	22
		BA-SEC-AH	Media Production	3	3	0	0	0	0	0	0
	PCM	BA-AH	Public Communication	144	95	17	6	2	1	0	23
		BA-SEC-AH	Public Communication	2	2	0	0	0	0	0	0
	TFA	BA-AH	Television and Film Arts	21	17	0	0	0	0	0	4
	TVA	BA-AH	Television Arts	1	0	0	0	0	0	0	1
Department Total				671	418	109	35	4	1	1	103
Design	CER	BFA-AH	Ceramics	3	2	0	0	0	0	0	1
		BS-AH	Ceramics	13	12	0	0	0	0	0	1
	CMD	BFA-AH	Communication Design	140	95	4	10	3	1	1	26
		BFA-SEC-AH	Communication Design	1	0	1	0	0	0	0	0
	DES	BFA-AH	Design	2	1	0	0	0	0	0	1
		BS-AH	Design	3	3	0	0	0	0	0	0
		BS-SEC-AH	Design	1	0	0	1	0	0	0	0
	FIB	BFA-AH	Fibers	3	3	0	0	0	0	0	0
		BS-AH	Fibers	5	3	0	0	1	0	1	0
	INT	BFA-AH	Interior Design	2	0	0	0	0	0	0	2
	MJD	BFA-AH	Metals/Jewelry	8	5	0	0	0	0	2	1
		BS-AH	Metals/Jewelry	7	4	0	0	0	0	2	1
	WFD	BFA-AH	Wood/Furniture	1	1	0	0	0	0	0	0
		BS-AH	Wood/Furniture	4	2	0	0	0	0	0	2
Department Total				193	131	5	11	4	1	6	35
English	ENG	BA-AH	English	239	155	27	18	3	0	2	34
	ENS	BS-AH	English 7-12	93	67	10	6	1	0	0	9
	WRT	BA-AH	Writing	6	4	0	0	0	0	0	2
Department Total				338	226	37	24	4	0	2	45
Fine Arts	ARH	BA-AH	Art History	31	22	1	1	0	0	0	7
	ART	BA-AH	Art	151	107	9	3	1	1	2	28
		BA-SEC-AH	Art	1	1	0	0	0	0	0	0
	PHO	BFA-AH	Photography	75	61	3	2	0	0	0	9
		BFA-SEC-AH	Photography	2	2	0	0	0	0	0	0
	PTG	BFA-AH	Painting	17	12	1	0	0	0	0	4
		BFA-SEC-AH	Painting	2	2	0	0	0	0	0	0
SCL	BFA-AH	Sculpture	4	3	0	0	0	0	0	1	
Department Total				283	210	14	6	1	1	2	49
Interior Design	INT	BFA-AH	Interior Design	103	70	7	4	2	1	1	18

Modern & Classical Languages	SPS	BS-AH	Spanish 7-12	1	1	0	0	0	0	0	0
	FRE	BA-AH	French	16	8	2	1	0	0	0	5
	FRS	BS-AH	French 7-12	3	3	0	0	0	0	0	0
	SPA	BA-AH	Spanish	39	21	0	7	1	0	0	10
		BA-SEC-AH	Spanish	2	0	0	1	0	0	0	1
	SPS	BS-AH	Spanish 7-12	5	3	0	1	0	0	0	1
Department Total				66	36	2	10	1	0	0	17
Music	MUE	MUSB-AH	Music Education	82	72	1	1	1	0	0	7
	MUS	BA-AH	Music	37	29	1	1	0	0	1	5
Department Total				119	101	2	2	1	0	1	12
Philosophy and Humanities	HUM	BA-AH	Humanities	23	12	7	2	0	0	0	2
	PHI	BA-AH	Philosophy	36	23	6	1	0	0	0	6
Department Total				59	35	13	3	0	0	0	8
Theater	ALT	BA-AH	Arts and Letters	48	30	11	3	0	0	0	4
	THA	BA-AH	Theater	84	53	21	5	1	0	0	4
		BA-SEC-AH	Theater	1	1	0	0	0	0	0	0
Department Total				133	84	32	8	1	0	0	8
<b>School of Art and Humanities</b>				<b>2,140</b>	<b>1,455</b>	<b>222</b>	<b>107</b>	<b>20</b>	<b>7</b>	<b>13</b>	<b>316</b>

**Fall 2009  
School of Arts & Humanities  
Graduate Programs by Ethnicity**

Department Description	Code	Degree	Program Description	Total	White	Black	Hispanic	Asian	Nat. Ame	Non-Res.	Undis
Art Education	AED	MSED-AH	Art Education K-12	55	48	0	0	0	0	0	7
		PBC-AH	Art Education K-12	25	21	0	0	1	0	0	3
Department Total				80	69	0	0	1	0	0	10
Art Conservation	CNS	MA-AH	Art Conservation	29	16	0	1	2	0	1	9
English	ENG	MA-AH	English	44	37	3	1	0	0	0	3
	ENGW	GRP-AH	Pre-English	9	9	0	0	0	0	0	0
	ENS	MSED-AH	English 7-12	36	31	1	1	0	0	0	3
		PBC-AH	English 7-12	16	14	1	0	0	0	0	1
Department Total				105	91	5	2	0	0	0	7
Modern and Classical Languages	FRS	PBC-AH	French 7-12	3	3	0	0	0	0	0	0
	SPS	PBC-AH	Spanish 7-12	3	2	0	1	0	0	0	0
				6	5	0	1	0	0	0	0
<b>Fall 2009 Graduate School of Arts and Humanities Totals</b>				<b>220</b>	<b>181</b>	<b>5</b>	<b>4</b>	<b>3</b>	<b>0</b>	<b>1</b>	<b>26</b>

**Fall 2008**  
**School of Arts and Humanities**  
**Undergraduate Programs by Ethnicity**

<b>Department Description</b>	<b>Code</b>	<b>Program Description</b>	<b>Total</b>	<b>White</b>	<b>Black</b>	<b>Hispa</b>	<b>Asian</b>	<b>Nat. Am</b>	<b>Inter</b>	<b>Undis</b>
Art Education	AED	Art Education K-12	178	142	2	3	2	3	0	26
Communication	COM	Communication Studies	152	84	32	8	2	2	0	24
	COMW	Pre-Communications	1	0	1	0	0	0	0	0
	JBS	Journalism	148	91	27	7	0	0	0	23
	MDP	Media Production	143	75	41	9	1	1	0	16
	PCM	Public Communication	157	102	23	5	2	1	0	24
	TFA	Television and Film Arts	10	5	0	0	0	0	0	5
	TVA	Television Arts	2	2	0	0	0	0	0	0
<b>Total</b>			<b>613</b>	<b>359</b>	<b>124</b>	<b>29</b>	<b>5</b>	<b>4</b>	<b>0</b>	<b>92</b>
Design	CER	Ceramics	16	11	0	0	0	0	0	5
	CMD	Communication Design	110	75	4	6	1	2	0	22
	DES	Design	63	40	3	6	0	1	3	10
	FIB	Fibers	6	4	0	0	2	0	0	0
	INT	Interior Design	79	48	5	2	5	0	1	18
	MJD	Metals/Jewelry	12	11	0	0	0	0	0	1
	WFD	Wood/Furniture	3	1	0	0	0	0	0	2
<b>Total</b>			<b>289</b>	<b>190</b>	<b>12</b>	<b>14</b>	<b>8</b>	<b>3</b>	<b>4</b>	<b>58</b>
English	ENG	English	193	129	21	12	2	0	0	29
	ENS	English 7-12	111	81	11	6	1	0	1	11
	WRT	Writing	3	1	0	1	0	0	0	1
<b>Total</b>			<b>307</b>	<b>211</b>	<b>32</b>	<b>19</b>	<b>3</b>	<b>0</b>	<b>1</b>	<b>41</b>

Fine Arts	ARH	Art History	40	30	1	2	0	0	0	7
	ART	Art	132	81	12	3	3	2	2	29
	FARW	Pre-Fine Arts	2	2	0	0	0	0	0	0
	PHO	Photography	62	46	3	1	1	2	0	9
	PRT	Printmaking	1	1	0	0	0	0	0	0
	PTG	Painting	18	15	2	0	0	0	0	1
	SCL	Sculpture	7	3	0	1	0	0	0	3
<b>Total</b>			<b>262</b>	<b>178</b>	<b>18</b>	<b>7</b>	<b>4</b>	<b>4</b>	<b>2</b>	<b>49</b>
Modern and Classical Lang	FRE	French	11	9	1	0	0	0	0	1
	FRS	French 7-12	3	2	0	0	0	0	1	0
	SPA	Spanish	44	21	2	8	0	0	0	13
	SPS	Spanish 7-12	5	3	0	1	0	0	0	1
<b>Total</b>			<b>63</b>	<b>35</b>	<b>3</b>	<b>9</b>	<b>0</b>	<b>0</b>	<b>1</b>	<b>15</b>
Music	MUE	Music Education	57	46	0	2	0	0	0	9
	MUS	Music	40	35	2	0	0	0	0	3
<b>Total</b>			<b>97</b>	<b>81</b>	<b>2</b>	<b>2</b>	<b>0</b>	<b>0</b>	<b>0</b>	<b>12</b>
Philosophy and Humanities	HUM	Humanities	51	27	14	5	1	0	0	4
	PHI	Philosophy	29	17	4	1	0	0	0	7
<b>Total</b>			<b>80</b>	<b>44</b>	<b>18</b>	<b>6</b>	<b>1</b>	<b>0</b>	<b>0</b>	<b>11</b>
Theater	ALT	Arts and Letters	26	18	3	1	1	0	0	3
	TAR	The Arts	2	1	0	0	0	0	0	1
	THA	Theater	64	38	16	3	2	0	0	5
<b>Total</b>			<b>92</b>	<b>57</b>	<b>19</b>	<b>4</b>	<b>3</b>	<b>0</b>	<b>0</b>	<b>9</b>
<b>Fall 2008 UG School of Arts and Humanities Totals</b>			<b>1981</b>	<b>1297</b>	<b>230</b>	<b>93</b>	<b>26</b>	<b>14</b>	<b>8</b>	<b>313</b>

**Fall 2008  
School of Arts and Humanities  
Graduate Programs by Ethnicity**

<b>Department Description</b>	<b>Code</b>	<b>Program Description</b>	<b>Total</b>	<b>White</b>	<b>Black</b>	<b>Hispa</b>	<b>Asian</b>	<b>Nat. Am</b>	<b>Inter</b>	<b>Undis</b>
Art Education	AED	Art Education K-12	97	79	1	3	2	1	0	11
Art Conservation	CNS	Art Conservation	30	17	0	1	2	0	1	9
English	ENG	English	40	32	2	0	0	0	1	5
	ENGW	Pre-English	12	10	1	0	0	0	0	1
	ENS	English 7-12	58	47	3	2	0	0	0	6
<b>Total</b>			<b>110</b>	<b>89</b>	<b>6</b>	<b>2</b>	<b>0</b>	<b>0</b>	<b>1</b>	<b>12</b>
Modern and Classical Lang	SPS	Spanish 7-12	13	5	0	6	1	0	0	1
<b>Fall 2008 GR School of Arts and Humanities Totals</b>			<b>250</b>	<b>190</b>	<b>7</b>	<b>12</b>	<b>5</b>	<b>1</b>	<b>2</b>	<b>33</b>

Fall 2007  
School of Arts and Humanities  
Undergraduate Programs by Ethnicity

Dept	Major	Description	Total	Asian	Afr-Ameri	Hispanic	Nat. Amer	White	Non_Res	Unkn
Art Education		100 Art Education	197	1	3	2	2	153	0	36
Communication		703 Public Communication	134	1	19	5	3	87	0	19
		706 Mass Media	187	1	41	13	1	102	3	26
		707 Media Production	127	2	32	5	2	69	0	17
		708 Journalism	91	0	12	6	0	57	0	16
<b>Dept Totals</b>			<b>539</b>	<b>4</b>	<b>104</b>	<b>29</b>	<b>6</b>	<b>315</b>	<b>3</b>	<b>78</b>
Design		175 Design	99	0	7	6	1	71	2	12
		180 BFA-Design	78	0	3	1	0	55	1	18
		190 Interior Design	91	4	6	2	1	61	1	16
<b>Dept Totals</b>			<b>268</b>	<b>4</b>	<b>16</b>	<b>9</b>	<b>2</b>	<b>187</b>	<b>4</b>	<b>46</b>
English		610 Sec. Education English	111	1	6	2	0	90	1	11
		705 English	191	0	20	10	0	138	0	23
<b>Dept Totals</b>			<b>302</b>	<b>1</b>	<b>26</b>	<b>12</b>	<b>0</b>	<b>228</b>	<b>1</b>	<b>34</b>
Fine Arts		105 Art	145	2	12	6	3	97	2	23
		130 Art History	48	0	2	1	0	34	1	10
		155 BFA-Painting	14	0	0	0	0	12	0	2
		160 BFA-Photography	49	0	3	1	2	38	0	5
		165 BFA-Printmaking	2	0	0	0	0	2	0	0
		170 BFA-Sculpture	5	0	0	1	0	2	0	2
<b>Dept Totals</b>			<b>263</b>	<b>2</b>	<b>17</b>	<b>9</b>	<b>5</b>	<b>185</b>	<b>3</b>	<b>42</b>
Modern Classic Languages		651 Sec. Education French	4	0	0	0	0	3	1	0
		656 Sec. Education Spanish	6	0	0	3	0	3	0	0
		709 French	11	0	2	0	0	9	0	0
		714 Spanish	40	0	3	5	0	24	0	8
<b>Dept Totals</b>			<b>61</b>	<b>0</b>	<b>5</b>	<b>8</b>	<b>0</b>	<b>39</b>	<b>1</b>	<b>8</b>
Music		125 Music	26	1	0	0	0	24	0	1
		126 Music Education	56	1	1	1	0	47	0	6
<b>Dept Totals</b>			<b>82</b>	<b>2</b>	<b>1</b>	<b>1</b>	<b>0</b>	<b>71</b>	<b>0</b>	<b>7</b>
Philosophy		717 Humanities	44	1	7	3	0	27	0	6
		720 Philosophy	26	0	6	0	0	13	0	7
<b>Dept Totals</b>			<b>70</b>	<b>1</b>	<b>13</b>	<b>3</b>	<b>0</b>	<b>40</b>	<b>0</b>	<b>13</b>
Theater		110 The Arts	12	0	1	1	0	6	0	4
		115 Theatre Arts	61	0	18	4	0	32	0	7
<b>Dept Totals</b>			<b>73</b>	<b>0</b>	<b>19</b>	<b>5</b>	<b>0</b>	<b>38</b>	<b>0</b>	<b>11</b>
<b>Fall 2007 Undergraduate Ethnicity Totals</b>			<b>1,855</b>	<b>15</b>	<b>204</b>	<b>78</b>	<b>15</b>	<b>1,256</b>	<b>12</b>	<b>275</b>

Fall 2007  
School of Arts and Humanities  
Graduate Programs by Ethnicity

Dept	Major	Description	Total	Asian	Afr-Ameri	Hispanic	Nat. Amer	White	Non_Res	Unkn
Art Conservation	5700 MA - Art Conservation		29	2	0	2	0	16	1	8
Art Education	6100 MS in Ed - Art Education		73	1	2	2	1	63	0	4
	7010 Art Ed.B-12, Pst-Bac Cr		27	0	0	1	1	21	0	4
<b>Dept Totals</b>			<b>100</b>	<b>1</b>	<b>2</b>	<b>3</b>	<b>2</b>	<b>84</b>	<b>0</b>	<b>8</b>
English	5610 Master in Art - English		40	0	2	1	0	29	1	7
	6610 MS in Ed - English Sec.		49	0	3	3	0	34	0	9
	7043 English 7-12, Pst-Bac Cr		18	0	1	0	0	15	0	2
	7610 Pre --- English		15	0	0	0	0	12	0	3
<b>Dept Totals</b>			<b>122</b>	<b>0</b>	<b>6</b>	<b>4</b>	<b>0</b>	<b>90</b>	<b>1</b>	<b>21</b>
Modern Classic Languages	7046 French 7-12, Pst-Bac Cr		1	0	1	0	0	0	0	0
	7076 Spanish 7-12, Pst-Bac Cr		11	0	0	4	0	5	0	2
<b>Dept Totals</b>			<b>12</b>	<b>0</b>	<b>1</b>	<b>4</b>	<b>0</b>	<b>5</b>	<b>0</b>	<b>2</b>
<b>Fall 2007 Graduate Ethnicity Totals</b>			<b>263</b>	<b>3</b>	<b>9</b>	<b>13</b>	<b>2</b>	<b>195</b>	<b>2</b>	<b>39</b>

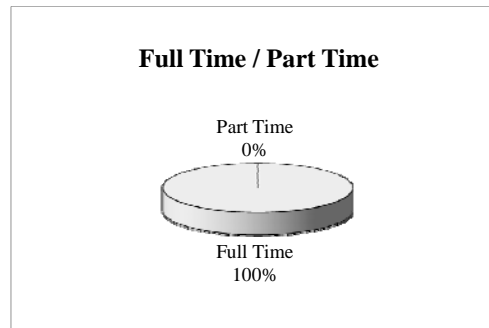
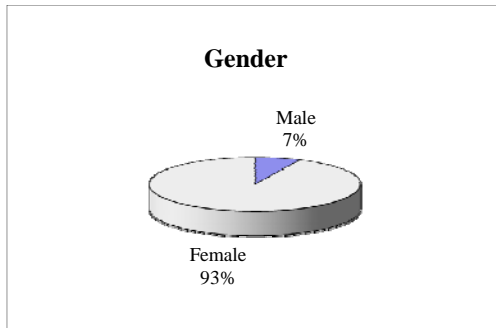
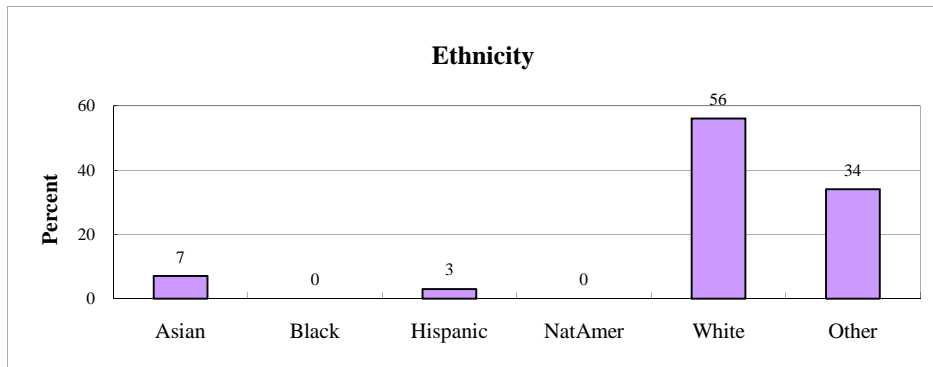
	2003/04	2004/05	2005/06 *	2006/07	2007/08	2008/09	2009/10
<b>FTE Student</b>							
<b>Fall Total</b>	<b>35</b>	<b>34</b>	<b>35</b>	<b>35</b>	<b>35</b>	<b>64</b>	<b>75</b>
U/G	0	0	0	0	0	0	0
Grad	35	34	35	35	35	64	75
<b>Spring Total</b>	<b>26</b>	<b>26</b>	<b>26</b>	<b>26</b>	<b>26</b>	<b>63</b>	<b>69</b>
U/G	0	0	0	0	0	0	0
Grad	26	26	26	26	26	63	69
<b>Average</b>	<b>31</b>	<b>30</b>	<b>30</b>	<b>31</b>	<b>30</b>	<b>63</b>	<b>72</b>
<b>FTE Faculty</b>	5.5	5.5	6	7.5	6.5	6.5	5.7
<b>FT Fac</b>	6	6	6	8	7	7	6
<b>PT Fac</b>	0	0	0	0	0	0	1
<b>S/F</b>	5.6	5.5	6	4.1	4.7	9.8	12.6
<b>Major Headcount</b>							
<b>Fall</b>							
U/G	0	0	0	0	0	0	0
Grad	30	30	30	30	29	30	29
<b>Fall Total</b>	<b>30</b>	<b>30</b>	<b>30</b>	<b>30</b>	<b>29</b>	<b>30</b>	<b>29</b>
<b>Spring</b>							
U/G	0	0	0	0	0	0	0
Grad	20	22	20	20	19	30	26
<b>Spring Total</b>	<b>20</b>	<b>22</b>	<b>20</b>	<b>20</b>	<b>19</b>	<b>0</b>	<b>26</b>
<b>Degrees Granted</b>							
Bachelor's	0	0	0	0	0	0	
Master's	10	10	10	10	9	20	
<b>Fall Data</b>							
<b>New Freshmen</b>	0	0	0	0	0	0	0
<b>New Transfers</b>	0	0	0	0	0	0	0
<b>New Grad Students</b>	10	10	10	9	9	9	10

\* Includes master's degrees

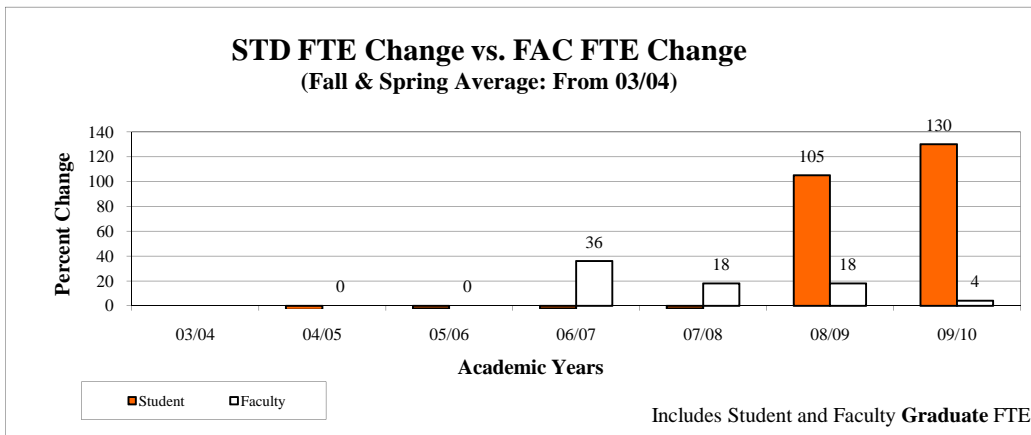
**Academic Programs and Enrollment - Fall 2009 & Spring 2010**

<u>Major</u>		<u>Fall 2009</u>	<u>Spring 2010</u>
CNS	Conservation of Historic & Art Works	29	26

FALL STUDENT PROFILE



PERCENT CHANGE IN STUDENT AND FACULTY FTE



Faculty Listing: FTE Students

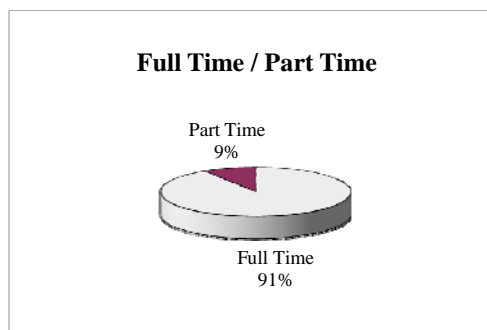
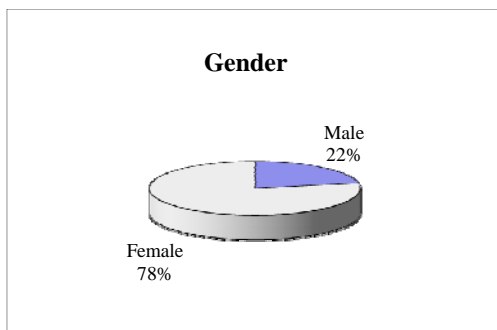
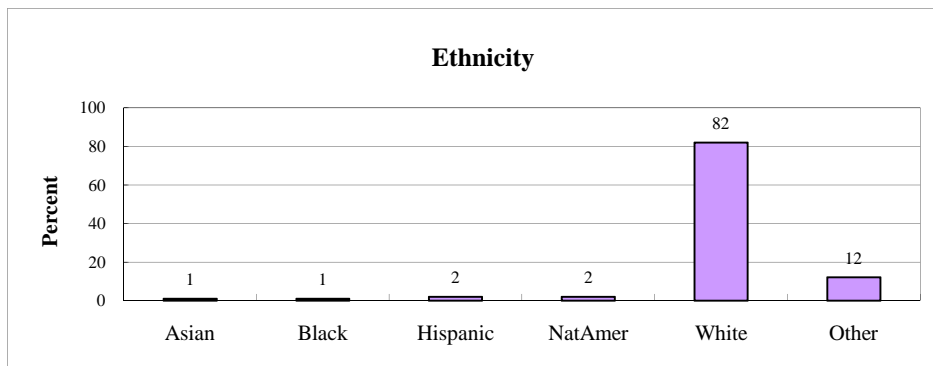
Department Name	Line #	Budgeted Title	Budgeted FTE	Fall 2005	Spr. 2006	Fall 2006	Spr. 2007	Fall 2007	Spr. 2008	Fall 2008	Spr. 2009	Fall 2009	Spr. 2010	
<b>550005 Art Conservation</b>														
		Chen,	Lecturer	0.1									5.25	
	62610	Dulniak, T	Lecturer	0.2								0	0.83	
	21395	Hamm, J. F.	Asso Professor	0.5	8.05	4.21	8.05	4.88	8.05	4.55	17.5	16.33	19.83	
			Chair	0.5										
	21394	Kushel, D. A.	Dst Svc Professor	1.0	5.0	5	5	5	5	5	5	4.83	5	
	21079	Pena, E. S.	Professor	0.0		0	0.75		0		0	5.83		
	21393	Shugar, A. N.	Asst Professor	1.0		2.5	2.5	3.33	2.5	5.83	4.17		10.58	
	21167	Smith, G. D.	Asst Professor	1.0	5.8	3.33	3.33	3.33	2.5	3.33	4.17	5.33	4.17	
	21396	Thornton, J. L.	Professor	1.0	8.05	5.55	3.33	5.21	8.05	5.21	15.83	15.67	19.83	
	21517	Walsh, J. C.	Asso Professor	1.0	8.05	5.21	8.05	4.88	8.05	4.88	15.83	16.33	19.83	
6 Full Time, 1 Part Time, Fall Instructional FTE:			5.7	Art Conservation Department									74.5	69.1

	2003/04	2004/05	2005/06 *	2006/07	2007/08	2008/09	2009/10
<b>FTE Student</b>							
<b>Fall Total</b>	<b>189</b>	<b>174</b>	<b>183</b>	<b>166</b>	<b>171</b>	<b>166</b>	<b>155</b>
U/G	159	153	160	146	146	143	132
Grad	30	21	23	20	25	23	23
<b>Spring Total</b>	<b>159</b>	<b>177</b>	<b>176</b>	<b>170</b>	<b>170</b>	<b>187</b>	<b>139</b>
U/G	141	150	154	148	152	164	118
Grad	18	26	22	22	18	23	21
<b>Average</b>	<b>174</b>	<b>175</b>	<b>180</b>	<b>168</b>	<b>170</b>	<b>177</b>	<b>147</b>
<b>FTE Faculty</b>	11.1	10.65	11.9	11.7	12	13.3	10.8
<b>FT Fac</b>	10	10	11	12	11	12	10
<b>PT Fac</b>	11	10	10	7	9	7	7
<b>S/F</b>	15.7	16.5	15.1	14.4	14.2	13.3	13.6
<b>Major Headcount</b>							
<b>Fall</b>							
U/G	233	219	213	187	197	178	175
Grad	127	106	110	102	100	97	80
<b>Fall Total</b>	<b>360</b>	<b>325</b>	<b>323</b>	<b>289</b>	<b>297</b>	<b>275</b>	<b>255</b>
<b>Spring</b>							
U/G	197	198	184	181	185	164	152
Grad	115	100	101	93	91	84	78
<b>Spring Total</b>	<b>312</b>	<b>298</b>	<b>285</b>	<b>274</b>	<b>276</b>	<b>248</b>	<b>230</b>
<b>Degrees Granted</b>							
Bachelor's	54	40	63	40	44	40	
Master's	40	18	26	33	25	24	
<b>Fall Data</b>							
<b>New Freshmen</b>	25	27	22	38	27	18	30
<b>New Transfers</b>	20	11	17	17	18	15	20
<b>New Grad Students</b>	26	20	14	18	18	23	13

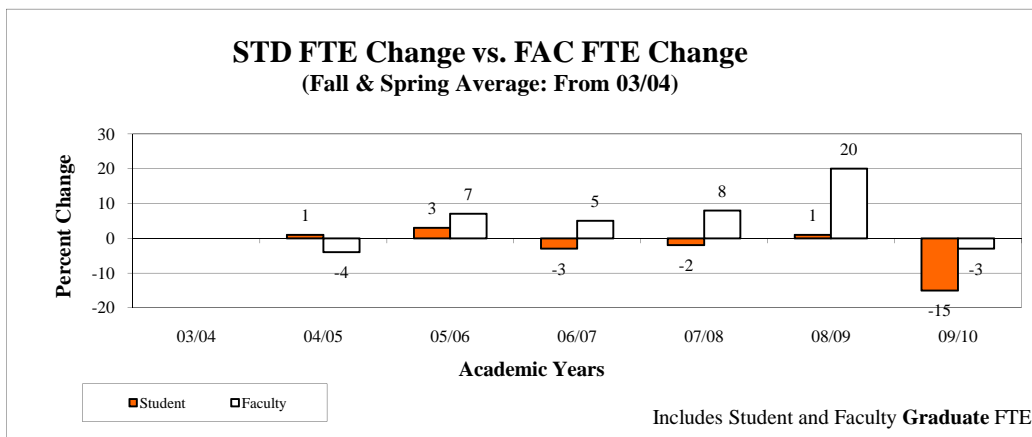
**Academic Programs and Enrollment - Fall 2009 & Spring 2010**

<u>Major</u>		<u>Fall 2009</u>	<u>Spring 2010</u>
AED	Art Education K-12	175	152
AED	Art Education K-12	55	54
AED	Art Education: B-12 Post Bac. Certificate	25	24
<u>Minor</u>			
ATH	Art Therapy	25	27

FALL STUDENT PROFILE



PERCENT CHANGE IN STUDENT AND FACULTY FTE



Faculty Listing: FTE Students

Department Name	Line #	Budgeted Title	Budgeted FTE	Fall 2005	Spr. 2006	Fall 2006	Spr. 2007	Fall 2007	Spr. 2008	Fall 2008	Spr. 2009	Fall 2009	Spr. 2010	
<b>520009 Art Education</b>														
	Andrus, L.	21570 Professor	1.0	lwp	10.8	11.65	7	10.5	9.8	12.1	10.4	10.3	10.1	
	DeGlopper Jr, H. W.	62802 Lecturer	0.2	4.8	5.6	4.8	2.4	4.8	4.8	2.4	7.2	4.8	4	
	Hamilton, C. M.	21428 Asso Professor	1.0	11.35		12.05	8.8	10.5	10.1	10.3	8.4	11.4	7.8	
	Hartman, K. B	21457 Asso Professor	1.0	11	12	9.2	10.2		12.2	9.4	11.4	9.8	7.8	
	Hayes, S.	21485 Asso Professor	0.5	3.8	7.55	5.15	7.4	7.8	8	9.2	7.85	1	1.5	
		Chair	0.5											
	* Hole,	21486 Dst. Professor	0.0										0.25	
	Keegan, C	21521 Lecturer	1.0							11.85	12.25	11.75	11.45	
	Kirisits, K	62530 Lecturer	0.1	2.2	4	3.4	7.8	3.6	4.5	3.45		3.6		
	Lutz, S. T.	62555 Lecturer	0.2	4.8	5.6	5.2	2.4	4.8	7.2	2.4	4.8	4.8	4.8	
	Lyons,	62539 Lecturer	0.1										2	
	* Panetski	62650 Lecturer	0.0								0.25	0.25		
	Parks, M. E.	23739 Professor	1.0	9.9	10.35	3.5	9.4	7.4	8.35	7.75	6.1	7.25	7.4	
	Pennisi, A. C.	21069 Asst Professor	1.0	7.4	8.55	4.65	6.25			6.05	7.75	8.25	6.25	
	Picillo, J.	23744 Professor	1.0	15.4	14.6	14.4	14.6	14.4	14.4	13.8	12	13.8	12	
	Shiroki, K. G.	62147 Lecturer	0.2					5.75	4.5	4.25	5.75	6	6	
	Siskar, J. F.	21057 Asso Professor	1.0				5.05	3.4	3.8	5.2	5.8	6.75	6.2	
	Tabone, J	62961 Lecturer	0.1					3.6	3.4	3.4	4.1	3.6	3.4	
	Thompson, P.	62916 Lecturer	0.1	12.6	5.8	6.2	4.4	13.95	11.05	<b>retired</b>		7.4	7	
	Wilczek, R. W.	62642 Lecturer	0.2	4.8	5.6	4.4	3.2	4	7.2	2.4	4.8	4.8	2.4	
	Wilson, M. L	62021 Lecturer	0.2	2.4	5.6	4.8	2.4	13	6.8	3.4	7.6	32	32.2	
	Wyrick, M. L.	21095 Professor	1.0	5.65	2	lwp	2.5	2.5	2.5	2.4	2.4	7.3	6.9	
10 Full Time, 7 Part Time, Fall Instructional FTE:			10.80	Art Education Department									154.9	139.5

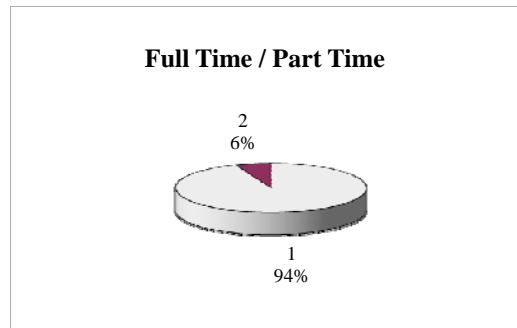
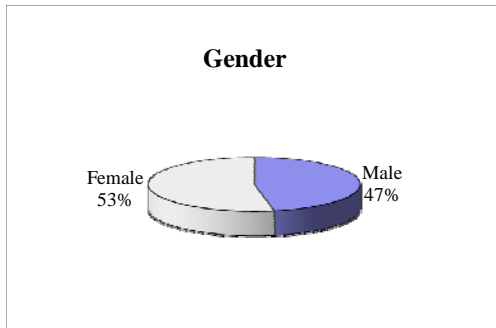
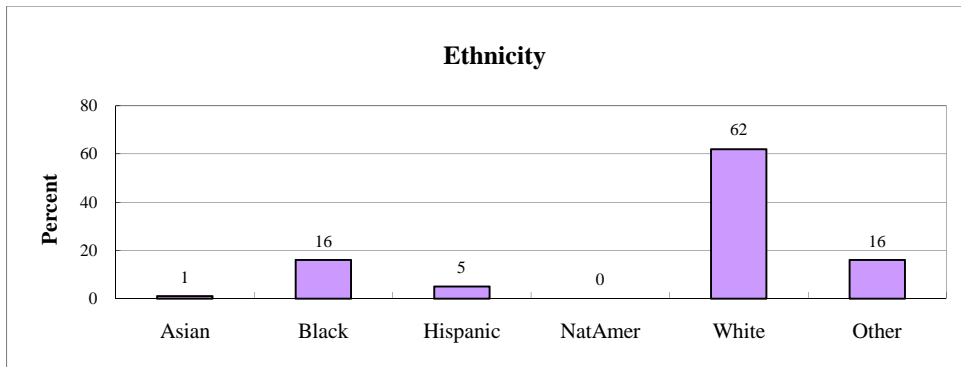
	2003/04	2004/05	2005/06 *	2006/07	2007/08	2008/09	2009/10
<b>FTE Student</b>							
<b>Fall Total</b>	<b>337</b>	<b>365</b>	<b>368</b>	<b>381</b>	<b>322</b>	<b>417</b>	<b>507</b>
U/G	327	360	364	375	318	412	493
Grad	10	5	4	7	4	5	14
<b>Spring Total</b>	<b>297</b>	<b>362</b>	<b>363</b>	<b>306</b>	<b>389</b>	<b>437</b>	<b>461</b>
U/G	294	355	360	301	384	433	458
Grad	3	7	4	5	5	4	4
<b>Average</b>	<b>317</b>	<b>363</b>	<b>366</b>	<b>344</b>	<b>355</b>	<b>427</b>	<b>484</b>
<b>FTE Faculty</b>	14.2	14.1	15.6	18	17.7	18.6	18.4
<b>FT Fac</b>	13	12	13	16	15	16	15
<b>PT Fac</b>	15	23	24	27	25	24	27
<b>S/F</b>	22.3	25.8	23	19	20	23.0	26.3
<b>Major Headcount</b>							
<b>Fall</b>							
U/G	488	509	546	560	539	613	671
Grad	0	0	0	0	0	0	0
<b>Fall Total</b>	<b>488</b>	<b>509</b>	<b>546</b>	<b>560</b>	<b>539</b>	<b>613</b>	<b>671</b>
<b>Spring</b>							
U/G	492	513	518	530	536	614	645
Grad	0	0	0	0	0	0	0
<b>Spring Total</b>	<b>492</b>	<b>513</b>	<b>518</b>	<b>530</b>	<b>536</b>	<b>614</b>	<b>645</b>
<b>Degrees Granted</b>							
Bachelor's	100	123	128	142	127	149	
Master's	0	0	0	0	0	0	
<b>Fall Data</b>							
<b>New Freshmen</b>	54	61	67	74	69	96	104
<b>New Transfers</b>	48	53	76	64	61	76	88
<b>New Grad Students</b>	0	0	0	0	0	0	0

**Academic Programs and Enrollment - Fall 2009 & Spring 2010**

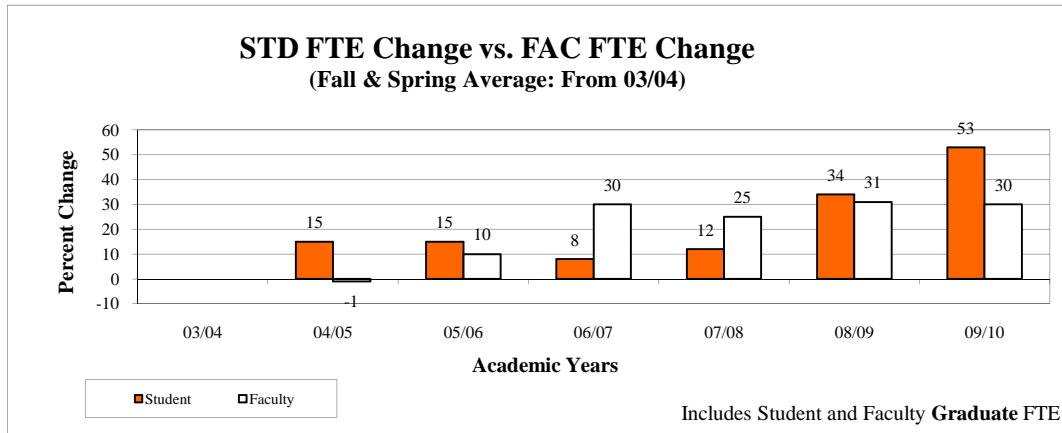
<u>Major</u>		<u>Fall 2009</u>	<u>Spring 2010</u>
COM	Communication Studies	183	131
COMW	Pre-Communication	1	0
JBS	Journalism	162	146
MDP	Media Production	157	177
PCM	Public Communication	146	175
TFA	Television & Film Arts	21	16
TVA	Television Arts	1	0

Department: Communication (Graphics reflect undergraduate enrollment only)

FALL STUDENT PROFILE



PERCENT CHANGE IN STUDENT AND FACULTY FTE



Faculty Listing: FTE Students

Department Name	Line #	Budgeted Title	Budgeted FTE	Fall 2005	Spr. 2006	Fall 2006	Spr. 2007	Fall 2007	Spr. 2008	Fall 2008	Spr. 2009	Fall 2009	Spr. 2010		
<b>520090 Communication</b>															
	Anderson, K.	62128	Lecturer	0.1								5			
	Bain, E. M.	62700	Lecturer	0.2		3	6.2	6.2	6.6	6.4	6.2	6.4	6.4		
	Bauer, L.	62826	Lecturer	0.2							9.8	10	9.4		
	Brennan, S. F.	62067	Lecturer	0.1		8.2		11	17.8	17.8	18.2	18	36		
	Bryski, B. G.	21564	Asso Professor	1.0	14.8	14	16	9.4	9.66	16.4	15.4	17.14	21.6	20.4	
	Buchheit, L. J.	62043	Lecturer	0.1	2	3.2	2.8	2.6	2	2.8	1.4		2.8		
	Cardinale, A.	62995	Lecturer	0.1									3.4		
	DeSimone, B.	62199	Lecturer	0.1					5.2		5.2		3		
	Deutschman, M.	21302	Asso Professor	1.0	13.8	2.75	5	4.6	3.5	4	4.5	4.6	2.5	2	
	DeWald, P. J.	21382	Asst Professor	1.0	10.4	6.8	7.4	6.4	6.4	6.2	6.8	13.2	9.2	9.2	
	DiMaio, G.	62323	Lecturer	0.1						2.8	3	5.4	18		
	Franczyk, A.	62220	Lecturer	1.0	1.8	3	7.8	5.8	4.8	4.8	12.2	12.4	14.2	12.4	
	Gaughan, R. W.	62303	Lecturer	0.1	5.2		4.6			4		5	5.4	5	
	Haq, F. M.	62743	Lecturer	0.1				3.8			5	4.6	10.4		
	Hirschberg, J.	23408	Asst Professor	1.0			3.4	3.4	7.8	6.4	7.8	5.4	7.45	3.4	
	Hong, V.	62132	Lecturer	0.1									3.4		
	Igoe, M. J.	62906	Lecturer	0.3			13.6			14.8		13.4	14.2	27.75	25.8
	Iusi, J.	62352	Lecturer	0.2	6	10	7.8	5	10.2	10	9	14.6	8.2	9.6	
	Karnath,	62827	Lecturer	0.1										3.2	
	Kaye, J. A.	21667	Asst Professor	0.0	15	9.2	13.2	13.4	10.2	12.8	11		<b>retired</b>		
	Kimmel, A. K.	62559	Lecturer	0.1	10.6	5	11.6			5	5	11	5.2	5	
	Kloc, P. R.	62927	Lecturer	0.2	8.33	6.53	5.06	9.13	6.26	7.6	3.93	13.2	6.9	12.8	
	Knowles, M.	23711	Asst Professor	1.0			23.6	26	24.6	23.6	22.2	18	18.15	11.4	
	Koller, T. C.	20079	Staff Associate	0.0	3.4	13.4	5.8	3.2	6.2	8.2	10.8	11.8	11.4	9.4	
	Liao, H	21212	Asso Professor	1.0							15.4	15.8	10.65	16.6	
	Marren, J. J.	21178	Asst Professor	1.0	6.0	12.4	6.6	39.4	6.2	12.4	5.2	15.2	24.2	11	
	McCray, T.R.	21170	Asso Professor	1.0	19.2	14.2	18.2	12	17.6	11.2	19.8	12.2	18.6	12.8	
	McCullum,	none	Lecturer	0.1										18.2	
	Meyer, B. S.	62134	Lecturer	0.1	3.6	3.2	3.4	3.2	3.4	3	3.2	3	3.4	3.4	
	Milbrand,	none	Staff Associate	0.0									3.6	3.6	
	Miller F. J.	62129	Lecturer	0.1	3.2	3.2	3.2	3	3	2.8	4.1	4.2	8	8	
	Niman, M. I.	21313	Asst Professor	1.0	24.6	13.2	24	23.6	21.86	21.6	21.33	9.2	0	18.2	
	O'shei, T	62730	Lecturer	0.2							19.67	19.27	24.95	5.6	
	Pasciak, M. B	62742	Lecturer	0.1	3.4	4	3.2	2.4	3	3.2	1.8	0.2	3.5	3.2	
	Passantino, G.	62453	Lecturer	0.2		8.2	15.4		4.8	9.6	9	5	10	6.4	
	Paterson, J. M.	62180	Lecturer	0.1	4.8	5.4	8	5.4	9	5	7.8	4.2	7	5	
	Pergament, A. R.	62762	Lecturer	0.1			3.2	3.2	3.2	3.2	3.4	3.6	3.2	3.6	
	Pitts, M. W.	62113	Lecturer	0.1			3.2			3.4		3.2	3.75		
	Rabin, R. L.	21322	Asso Professor	1.0	63.2	48	40.6	22	28.2	54.2	61	52.6	82.8	74	

Faculty Listing: FTE Students

Department Name	Line #	Budgeted Title	Budgeted FTE	Fall 2005	Spr. 2006	Fall 2006	Spr. 2007	Fall 2007	Spr. 2008	Fall 2008	Spr. 2009	Fall 2009	Spr. 2010
Raffel, W. E.	23315	Asst Professor	1.0	7.8	11.4	8.2	12.6	7.6	12.4	8.2	10.3	12.5	8.6
Ranney, J. R.	62966	Lecturer	0.2	3.2	3.2	3.2	3	3.2	3.2	3.2	8.75	8.2	8.2
Rera, L. V.	21769	Lecturer	1.0	9.8	18.6	17	17	16.4	16.6	14.8	8	15	19
Silverman, D.	21769	Asst Professor	1.0	9.65	14.4	14.2	12.95	11	13	11.87	11.72	15.8	14.4
Smith, R. D.	21453	Professor	0.5	6.01	7.55	5.76	7.9	6.58	6.66	5.92	6.32	6.42	7.17
		Chair	0.5										3.2
Tramont, N.	20076	Staff Director	0.0			3.4	4	2.8	3.6	3.4	3.6	3.2	8.8
Ventura, J.	50014	Staff Assistant	0.0	5	5	5	5	4.2	5.2	5	5	4.8	4.4
Wallgate, F.	62967	Lecturer	0.2								10	10	6
Whitaker, W. R.	23717	Professor	0.0	10.6	2.8	5.2	9	retired					
Zbaczyniak, J.	62978	Lecturer	0.2									9.8	10.4
15 Full Time, 27 Part Time, Fall Instructional FTE:			18.4			Communication Department						507.7	461.2

	2003/04	2004/05	2005/06 *	2006/07	2007/08	2008/09	2009/10
<b>FTE Student</b>							
<b>Fall Total</b>	<b>290</b>	<b>285</b>	<b>277</b>	<b>241</b>	<b>251</b>	<b>262</b>	<b>218</b>
U/G	289	284	275	239	248	261	217
Grad	1	2	3	2	3	1	1
<b>Spring Total</b>	<b>274</b>	<b>251</b>	<b>251</b>	<b>261</b>	<b>258</b>	<b>227</b>	<b>220</b>
U/G	271	248	249	259	258	226	218
Grad	3	3	2	2	0	1	2
<b>Average</b>	<b>282</b>	<b>268</b>	<b>264</b>	<b>251</b>	<b>254</b>	<b>245</b>	<b>219</b>
<b>FTE Faculty</b>	18.3	17	17	17.3	16.1	17.8	17.4
FT Fac	17	15	15	15	14	16	16
PT Fac	14	14	14	13	14	15	12
<b>S/F</b>	15.4	16	15.5	14.5	15.8	13.7	12.6
<b>Major Headcount</b>							
<b>Fall</b>							
U/G	382	367	346	295	307	268	296
Grad	0	0	0	0	0	0	0
<b>Fall Total</b>	<b>382</b>	<b>367</b>	<b>346</b>	<b>295</b>	<b>307</b>	<b>268</b>	<b>296</b>
<b>Spring</b>							
U/G	385	350	319	281	285	263	281
Grad	0	0	0	0	0	0	0
<b>Spring Total</b>	<b>385</b>	<b>350</b>	<b>319</b>	<b>281</b>	<b>285</b>	<b>263</b>	<b>281</b>
<b>Degrees Granted</b>							
Bachelor's	53	53	57	46	63	36	
Master's	0	0	0	0	0	0	
<b>Fall Data</b>							
<b>New Freshmen</b>	45	30	35	35	38	29	40
<b>New Transfers</b>	59	48	39	20	35	32	21
<b>New Grad Students</b>	0	0	0	0	0	0	0

**Academic Programs and Enrollment - Fall 2009 & Spring 2010**

**Major**

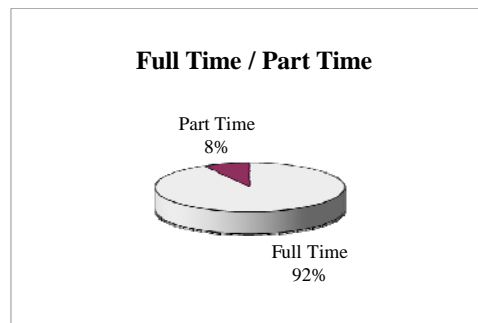
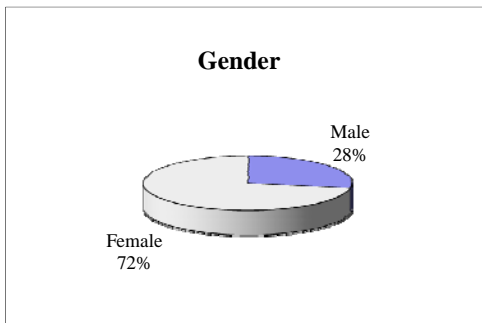
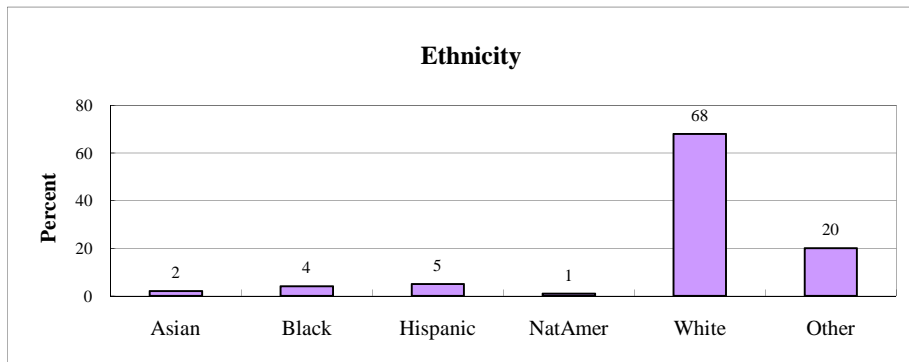
**Fall 2009 Spring 2010**

CER	Ceramics	3	6
CER	Ceramics	13	11
CMD	Communication Design	140	135
CMD	Communication Design	1	0
DES	Design	2	0
DES	Design	3	0
DES	Design	1	0
FIB	Fibers	3	3
FIB	Fibers	5	3
INT	Interior Design	105	97
MJD	Metals/Jewelry	8	8
MJD	Metals/Jewelry	7	10
WFD	Wood/Furniture	1	1
WFD	Wood/Furniture	4	7

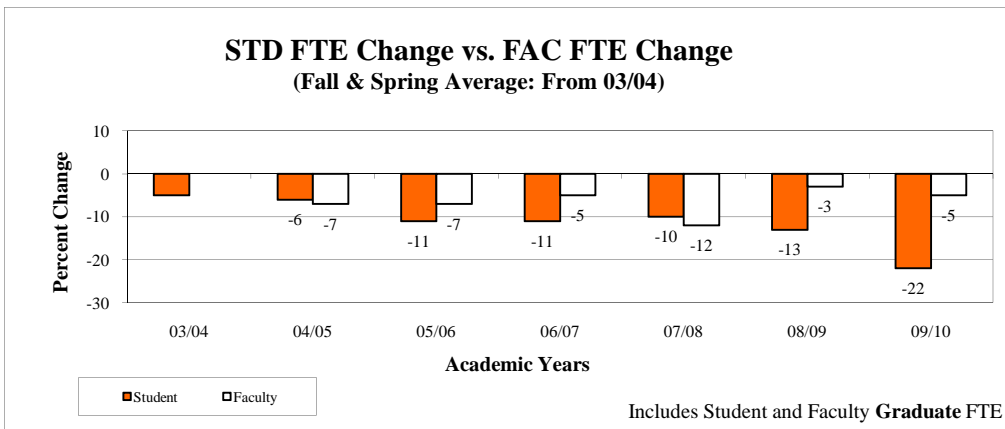
**Minor**

DES	Design	14	21
-----	--------	----	----

FALL STUDENT PROFILE



PERCENT CHANGE IN STUDENT AND FACULTY FTE



Department Name	Line #	Budgeted Title	Budgeted FTE	Fall 2005	Spr. 2006	Fall 2006	Spr. 2007	Fall 2007	Spr. 2008	Fall 2008	Spr. 2009	Fall 2009	Spr. 2010	
<b>520024 Design</b>														
	Anthony, M. J.	62599 Lecturer	0.3	9.8	10.8	10.4	7.8	10.2	7.6	8.8	6.8	10.6	6.6	
	Astrella, J. P.	21328 Asso Professor	1.0	8.2	6.6	10	4.6	9.8	8.6	6.8	7	9.2	8.33	
	Bajus, J.	23356 Asst Professor	1.0	11.3	7.4	9.65	10.2	7.8	9.4	9.8	10.6	6.6	6.6	
	Baun, J. T.	62614 Lecturer	0.1										3.6	
	* Beckley, C	21357 Asso Professor	0.0										0.2	
	Breen, T. P.	62844 Lecturer	1.0						9.8	6.4	1.6	1.6	4.6	
	Brinkworth, P.	62486 Lecturer	0.1				2	5.8	7	4.6	6.4			
	Brown	21785 Staff	0.0									3.6		
	Crowell, M	62835 Lecturer	0.2							13.6	9.8	11.1	7.4	
	DeWit-Paul, A.	23425 Asst Professor	1.0						5.8	7.2	8.6	3	9.8	
	Dufala, C.	62892 Lecturer	0.1									3.6		
	Friesen, S. K.	21136 Asst Professor	1.0	7.6	8	9.8	5.4	6.8	5.6	7.2	6.8	7.45	7.05	
	Gariepy, P. J.	62940 Lecturer	0.3	21.4	20	18	53.8	21.4	8.2	8.8	11.4	5.4	10.2	
	Hoeg, R. E.	62533 Lecturer	0.2			4.4	8.8	8.26	9	7.2	7	7	7.2	
	Kim, S	23462 Asst Professor	1.0							8.8	7.8	8	8.2	
	Mead, Jr. G	62048 Lecturer	0.2	2	9.6	1.06	4.53	1.86	3.73	5.53	7.73	7.73	11.07	
	Nahabetian, T.	21333 Asst Professor	1.0					8.53	8.26	7.8		9.67	7.27	
	Nowak, C. M.	62673 Lecturer	0.3	42	30.6	54.2	16.4	44.6	43.6	52.4	35.8	52	42.6	
	Oakley	62925 Lecturer	0.1										6	
	Panetski, S.	62620 Lecturer	0.2	6.2	6.4	11	6.2	9.6	7.46	10.8	10.2	6.4	6.4	
	Postero, T. A.	21290 Asso Professor	0.5	4.0	6.8	10.8	7.8	11.2	2.4	13	3	12.4	3.8	
		Chair	0.5											
	Rosato, C.	62824 Lecturer	0.1	8.0	7.2	7.4	6.4	8.2	1.6	3.6	2.4	3.2	4	
	Ross, R. J.	21409 Asso Professor	1.0	3.2	13	5.2	4.8	4.4		5.4	5	5.2	5.4	
	Saracino, S. F.	21007 Professor	1.0	7.65		7.45	6.6	7.25	8.31	7.65	7.12	11.5	6.72	
	Schnmier, J.	21366 Asso Professor	1.0							lwop		5.6	6.6	
	Schuster, R. L	21521 Professor	0.0	<b>retired</b>										
	Sharma, B	21035 Lecturer	1.0									7	7	
	Townsend, C. A.	21009 Asst Professor	0.5		11	3	0	4	2	3	2	6.2	7.4	
		Chair	0.5											
	Ulrich, B. J.	62107 Lecturer	0.2	11.6	11.4	11	9	8.8	10.4	10.2	10.8	10.2	11.2	
	Wood, R. L.	23716 Professor	1.0	4.18	10.2	6.45	10.6	6.55	6	5.15	5.55	3.97	10.12	
	Xu, Hongliang	21520 Asst Professor	1.0									0		
	Yavener, B.	21525 Asso Professor	1.0	23.8	36	9.2	0	7.8	4		3.6	0	4.2	
16 Full Time, 12 Part Time, Fall Instructional FTE:			17.4	Design Department									218.2	219.6

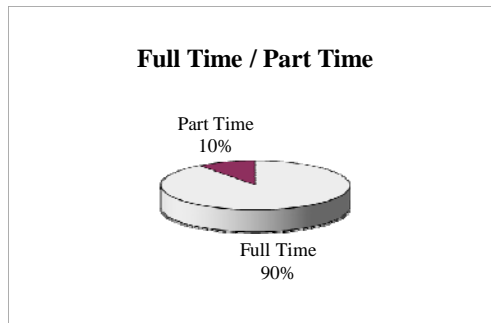
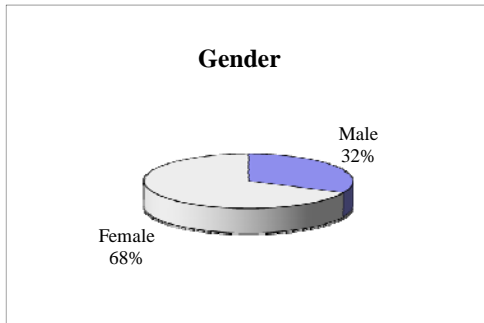
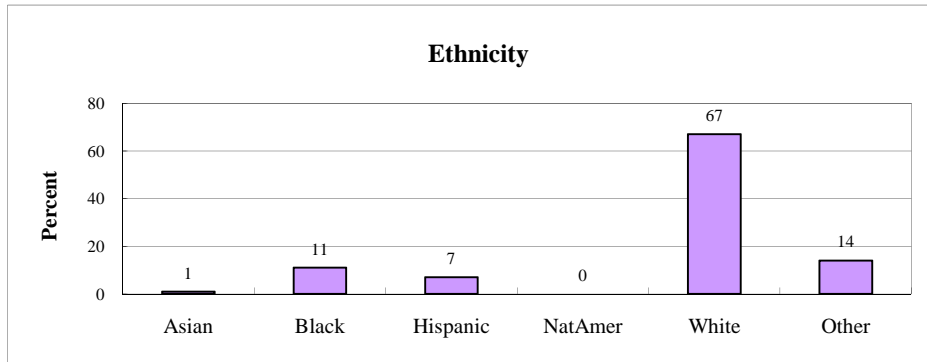
	2003/04	2004/05	2005/06 *	2006/07	2007/08	2008/09	2009/10
<b>FTE Student</b>							
<b>Fall Total</b>	<b>775</b>	<b>765</b>	<b>729</b>	<b>812</b>	<b>444</b>	<b>418</b>	<b>493</b>
<b>U/G</b>	740	724	686	773	400	372	449
<b>Grad</b>	35	41	43	39	44	46	44
<b>Spring Total</b>	<b>741</b>	<b>732</b>	<b>683</b>	<b>751</b>	<b>466</b>	<b>415</b>	<b>442</b>
<b>U/G</b>	703	690	645	703	422	375	402
<b>Grad</b>	38	42	39	48	44	40	40
<b>Average</b>	<b>758</b>	<b>748</b>	<b>706</b>	<b>781</b>	<b>455</b>	<b>416</b>	<b>467</b>
<b>FTE Faculty</b>	29.5	29.3	30.2	35.1	36.2	38.2	37.4
<b>FT Fac</b>	21	21	21	27	29	30	25
<b>PT Fac</b>	38	37	44	42	37	45	40
<b>S/F</b>	25.7	25.5	23.4	22.3	12.6	10.9	12.5
<b>Major Headcount</b>							
<b>Fall</b>							
<b>U/G</b>	364	344	332	371	302	307	338
<b>Grad</b>	115	130	114	117	122	110	105
<b>Fall Total</b>	<b>479</b>	<b>474</b>	<b>446</b>	<b>488</b>	<b>424</b>	<b>417</b>	<b>443</b>
<b>Spring</b>							
<b>U/G</b>	329	308	327	322	277	281	311
<b>Grad</b>	115	115	114	119	110	111	100
<b>Spring Total</b>	<b>444</b>	<b>423</b>	<b>441</b>	<b>441</b>	<b>387</b>	<b>392</b>	<b>411</b>
<b>Degrees Granted</b>							
<b>Bachelor's</b>	57	67	74	79	72	63	
<b>Master's</b>	32	32	25	37	32	36	
<b>Fall Data</b>							
<b>New Freshmen</b>	18	36	16	8	30	38	38
<b>New Transfers</b>	38	34	33	28	27	40	64
<b>New Grad Students</b>	23	35	19	29	35	31	21

**Academic Programs and Enrollment - Fall 2009 & Spring 2010**

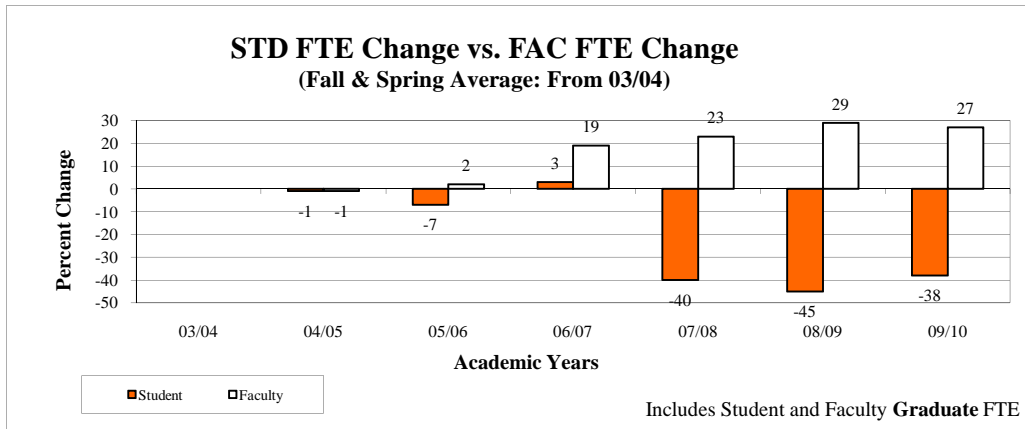
<b>Major</b>		<b>Fall 2009</b>	<b>Spring 2010</b>
ENG	English	239	203
ENS	English 7-12	93	101
WRT	Writing	6	7
ENG	English	44	42
ENGW	Pre-English	9	11
ENS	English 7-12	36	37
ENS	English 7-12	16	10
<b>Minor</b>			
WTG	Writing	13	10
ENG	English	6	6

Department: English (Graphics reflect undergraduate enrollment only)

FALL STUDENT PROFILE



PERCENT CHANGE IN STUDENT AND FACULTY FTE



Faculty Listing: FTE Students

Department Name	Line #	Budgeted Title	Budgeted FTE	Fall 2005	Spr. 2006	Fall 2006	Spr. 2007	Fall 2007	Spr. 2008	Fall 2008	Spr. 2009	Fall 2009	Spr. 2010
<b>420031 English</b>													
	Ali, B.	21120 Lecturer	1.0			17	11.6	14.45	8.6	17	17.85	4.75	10.2
	Bachman, C. R.	21018 Professor	1.0	16.85	20.1	22.3	18.7	23.45	15.25	17.1	16.45	17.85	19.45
	Bard, G. E.	21654 Professor	1.0	6.45	14.2	13.5	15.2	13.4	12.86	13.4	10.2	14	11.8
	Barish, A	21120 Lecturer	1.0										
	Ben-Merre, D	21443 Asst Professor	1.0						retired	20.6	13.1	14.65	18
	Berglund, L.	21620 Asst Professor	1.0	23.4	24.8	22.6	13.8	9.4	9.8	16.25		22.05	9.5
	Biglieri, G. A.	62788 Lecturer	0.3	9.2	11.6	16.8	19.2	6.8	11.2	15.8	12.4	20	16
	Bontempo, B. T.	23313 Professor	1.0	10.6	12.85	5.5	7.4	15.4	12.65	13.5	12.05	13	12.6
	Boone, S.	62900 Lecturer	0.3										
	Carello, J.	23431 Lecturer	1.0										
	Cathey, P.	62567 Lecturer	0.1										
	Chambers, C.	62717 Lecturer	0.1										
	Chinquee, K	21439 Asst Professor	1.0							7.8	11.2	12.75	9.6
	Cockrell, G. J.	62557 Lecturer	0.2										
	Colley, A. C.	21369 Professor	1.0	17	16.2	18.4	5	21.15	8.95	16	22.8	18.6	17.6
	Conley, E. E.	62047 Lecturer	0.1										
	Cooper, J.	62842 Lecturer	0.3										
	Costello, A.	21456 Asst Professor	1.0			13.6	10.8	9.25	14.35	13.9	15.1	13.4	17.95
	Daly, K. A.	62432 Lecturer	0.2		4.4	10	10			retired			
	Dietz Faletti, H.	21375 Asso Professor	1.0	20.6	23	23.4	18.1	20	12.8	12.3	12	13.8	17.6
	DiRienzo, A	62185 Lecturer	0.3										
	Donelli, S.	62075 Lecturer	0.3										
	Fisher, J. M.	62829 Lecturer	0.3	13.4	19.53	15.8	19.2	15.4	21.4	9.2	12	21.2	14.2
	Fulk, A. B.	62828 Lecturer	0.3	15.6	30.4	15.2	20.6	18.2	17.8	9.1	18.35	34.8	25.15
	Fulk, M. K.	23752 Asst Professor	1.0	10.95	21.4	17.6	8.65	14					
	Gerring, S. A.	62340 Lecturer	0.3	11.2	15.8	18.4	17.8	15.4	16.4	17.6	11.4	14.55	16.6
	Grice, E	62656 Lecturer	0.2							8.4	3.6	3.6	
	Grieco, P. J.	62522 Lecturer	0.3	13.6	3.4	15	8.6			4.4		11	
	Hammer, M. E.	62356 Lecturer	0.3	13.2	13	14.2	14.6	17.8	4.6	4.4	9.4	0.2	
	Harris-Tigg, T.	21771 Asst Professor	1.0			15	13.6	5	7.6	5.25	5.6	5.8	12.4
	Hirshberg, J.	none Lecturer	0.1						1.8	2	1.6	3	2
	Hoffman, M. J.	21437 Professor	0.0	19.4	18.2	17.6	19	14.6	15.2	retired			
	Jeitler, N.	62441 Lecturer	0.3										
	Kelley, E.	21141 Asst Professor	1.0	8.6	20.35	13.2	15.7	21	12.4	10	7.8	10.7	8.6
			<b>Budgeted</b>	<b>Fall</b>	<b>Spr.</b>	<b>Fall</b>	<b>Spr.</b>	<b>Fall</b>	<b>Spr.</b>	<b>Fall</b>	<b>Spr.</b>	<b>Fall</b>	<b>Spr.</b>

Faculty Listing: FTE Students

Department Name	Line #	Budgeted Title	FTE	2005	2006	2006	2007	2007	2008	2008	2009	2009	2010
Knuth, E. C.	21439	Professor	0.0	22.5	0	lwp	17.5	retired					
LaHood, M. J.	21141	Dstg Teach Prof	0.0	retired									
Lampe, D. E.	21456	Professor	0.0	lwop	12.6	retired							
* Landrey, D	none	Lecturer	0.0									3.75	
Leist, S. M.	21625	Professor	1.0	21.5	1.5	0.25	0		0.75		15.75	9.25	
Mammen, C	62321	Lecturer	0.1									2.6	
McCarthy, M. J.	62020	Lecturer	0.3										
McDonald, T.	21235	Asso Professor	1.0	10.8	11.8	13.8	11.8	10.8	14.2	7.6	11.2	13.6	
McKinnis, J. M.	21229	Lecturer	1.0	8.8	13.4	17.8	16						
Mesmer, E	62645	Lecturer	0.3										
Miller Sr., A.	62668	Lecturer	0.3			7.4	4.8	2.4	7				
Miller, P.A. T	62087	Lecturer	0.3										
Nanna, J	62144	Lecturer	0.3										
Pasiecznik, D.	62283	Lecturer	0.1										3.2
Piatkowski, D.	62485	Lecturer	0.2										
Newhouse, T.E.	62062	Lecturer	0.3	12.4	13.6	14.2	16.6	13.8	13.8	7	13.2	13.4	13.8
Ninacs, M.	21711	Lecturer	1.0	17.4	16.8	19.4	19.2		2.6				3.25
O'Connor, J	62464	Lecturer	0.1									4.2	13.6
Perez, L	23467	Asst Professor	1.0							18.6	18.2	18.85	13
Rabe, T. A.	62073	Lecturer	0.3	13.3	3.4	13.8	15.2	8.2	8.8	9	8.4	11	9.2
Ramos, P. J	21770	Asst Professor	1.0	19.4	18.8	15.25	15.7	14.8	13.75	16.8	18.1	15.3	13.35
Reigstad, T. J.	21443	Professor	0.0	22	8.5	10.95	20.25	retired					
Romain, J. A.	62522	Lecturer	0.1										
Ryan, J. D.	21227	Asst Professor	1.0	16.45	12.8	20.8	15.6	15.85	15.1	17.85	17.75	17.25	16.35
Sands-O'Connor, K	21659	Asst Professor	1.0	8.65		16	18.1	12.55	14.65	9.55	0.5	17.15	17.25
Schnair, E.	62994	Lecturer	0.1										
Schroeder, S.	21251	Asst Professor	1.0			7.45	11.2	13.75	4.8	11.65	5.65	9.7	8.6
Scott, W.	23728	Lecturer	1.0	16.6	29.6	19.4	11	6.6					
Shine, L. J.	62370	Lecturer	0.2	8.6	12.85	16.8	15.6	8.6	4.4	7	15.2	7	13.8
Silvis, J.	60234	Lecturer	0.2									3.4	
Sipos, I. S.	21085	Lecturer	1.0	4.6	11.8	19.4	19.6					7	

Faculty Listing: FTE Students

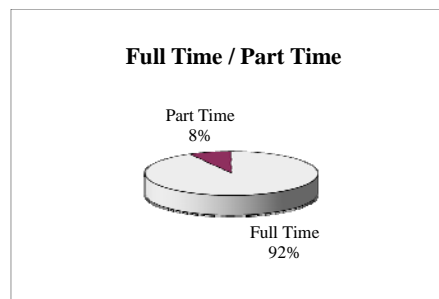
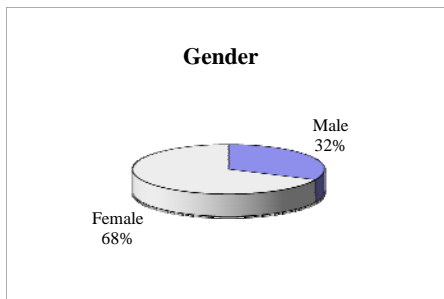
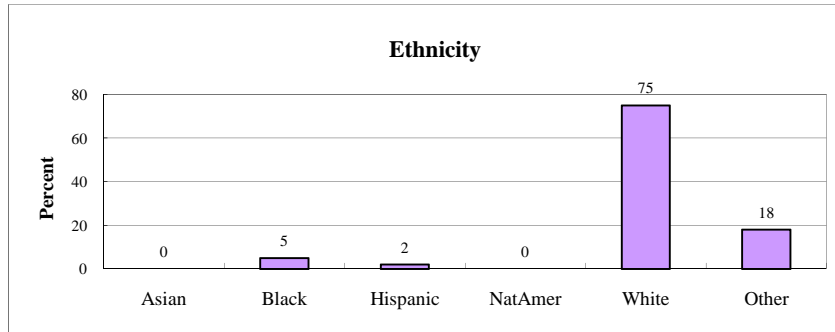
Department Name	Line #	Budgeted Title	Budgeted FTE	Fall 2005	Spr. 2006	Fall 2006	Spr. 2007	Fall 2007	Spr. 2008	Fall 2008	Spr. 2009	Fall 2009	Spr. 2010	
Street, S.	62490	Lecturer	0.3											
Sweet, P.	62064	Lecturer	0.1											
Symons, D. M.	23426	Asst Professor	1.0					12.65	15.1	14.3	14.45	17.35	18.8	
Taylor, E. F.	62884	Lecturer	0.3	7.8	8.6	14.4	10	4.4	4.4	8.8	9.2	10.15	9.2	
Twagilimana, Aimable	21068	Asst Professor	1.0	21.05	18.5	16.75	15.1	8.2	25.75	0.25		10.6	20.6	
Vara, J.	62678	Lecturer	0.2											
Wahlstrom, R. L.	21301	Asst Professor	0.5	4.25	7.85	lwp	12.85	4.2	7.5	2.4	4.75	4.7	4.4	
		Chair	0.5											
Weber, M.	62737	Lecturer	0.3											
Werner, C. G.	21090	Asso Professor	1.0	0.25	6.25	26.5	11.15	20.4	15.6	14.8	18.85	17.9	15	
Wojtaszczyk, D.	62568	Lecturer	0.1	8.8	16.6	9.4	8.8	8.2	7	6.2	8.4	9.05	8.8	
Woolverton, D.	62913	Lecturer	0.3											
25 Full Time, 40 Part Time, Fall Instructional FTE:			37.4	English Department									492.9	441.5

	2003/04	2004/05	2005/06 *	2006/07	2007/08	2008/09	2009/10
<b>FTE Student</b>							
<b>Fall Total</b>	<b>292</b>	<b>225</b>	<b>285</b>	<b>277</b>	<b>264</b>	<b>261</b>	<b>248</b>
U/G	287	218	277	271	259	258	246
Grad	5	7	8	6	5	3	2
<b>Spring Total</b>	<b>293</b>	<b>216</b>	<b>242</b>	<b>269</b>	<b>244</b>	<b>241</b>	<b>264</b>
U/G	282	210	236	263	240	238	260
Grad	10	5	6	6	4	3	4
<b>Average</b>	<b>292</b>	<b>220</b>	<b>263</b>	<b>273</b>	<b>254</b>	<b>251</b>	<b>256</b>
<b>FTE Faculty</b>	13.1	13.2	13.5	13.4	11.5	12.4	11
FT Fac	12	12	12	12	10	10	10
PT Fac	10	8	8	10	12	10	7
<b>S/F</b>	22.3	16.7	19.5	20.4	22.1	20.2	23.3
<b>Major Headcount</b>							
<b>Fall</b>							
U/G	205	250	209	255	263	262	283
Grad	0	0	0	0	0	0	0
<b>Fall Total</b>	<b>205</b>	<b>250</b>	<b>209</b>	<b>255</b>	<b>263</b>	<b>262</b>	<b>283</b>
<b>Spring</b>							
U/G	211	231	204	247	245	249	256
Grad	0	0	0	0	0	0	0
<b>Spring Total</b>	<b>211</b>	<b>231</b>	<b>204</b>	<b>247</b>	<b>245</b>	<b>249</b>	<b>256</b>
<b>Degrees Granted</b>							
Bachelor's	25	44	48	40	42	49	
Master's	0	0	0	0	0	0	
<b>Fall Data</b>							
<b>New Freshmen</b>	34	28	21	45	46	44	45
<b>New Transfers</b>	24	30	30	33	34	34	38
<b>New Grad Students</b>	0	0	0	0	0	0	0

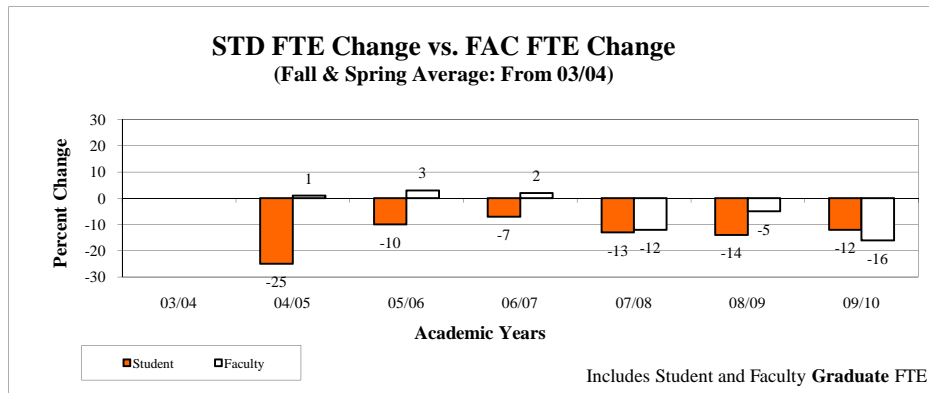
**Academic Programs and Enrollment - Fall 2009 & Spring 2010**

<u>Major</u>		<u>Fall 2009</u>	<u>Spring 2010</u>
ARH	Art History	31	35
ART	Art	151	141
ART	Art	1	0
FARW	Pre-Fine Arts	0	0
PHO	Photography	75	56
PHO	Photography	2	0
PRT	Printmaking	0	1
PTG	Painting	17	16
PTG	Painting	2	0
SCL	Sculpture	4	7
<u>Minor</u>			
ARH	Art History	6	4
PTG	Painting	5	6
PHO	Photography	18	16
PRT	Printmaking	3	3
SCL	Sculpture	3	4

FALL STUDENT PROFILE



PERCENT CHANGE IN STUDENT AND FACULTY FTE



Faculty Listing: FTE Students

Department Name	Line #	Budgeted Title	Budgeted FTE	Fall 2005	Spr. 2006	Fall 2006	Spr. 2007	Fall 2007	Spr. 2008	Fall 2008	Spr. 2009	Fall 2009	Spr. 2010	
<b>520034 Fine Arts</b>														
	Bakos, S.D.	21351 Asso Professor	1.0	38.0	44.4	41.6	36.4	44	24.2	8.8	42.8	44	44.6	
	Blitzer, W. H.	21627 Asst Professor	1.0	45.8		45.4	46.8	45.6	41.4	42.6		45.6	42.6	
	Caruana, S.	62053 Lecturer	0.2	13.2	9.6	12.8	8	4.2	7.4	8	4.2	9.6	4	
	Fernbach, A.	62770 Lecturer	0.2	11	12	8.6	8.2	8.2	8.6	9	3.8	8.8	8.4	
	Gage, F. M.	21379 Asst Professor	1.0							37.2	24	33.8	36.4	
	Goodrich, J. R.	62169 Lecturer	0.2	8.8	4	9.2	8.8	10.8	8.4	7.6	7.8	7.8	8	
	Gorny, A. P.	23402 Asst Professor	1.0	14.15	12.9	15.6	12.6	16.2	10.2	10.25	11.3	10.1	17.8	
	Hinderliter, S. B.	23406 Lecturer	1.0							16.8	14	14.45	22.4	
	* Hole, G. T.	21486 Dst. Professor	0.0							0.6	7.6	2.4	1.6	
	Houseknecht, S	62236 Lecturer	0.2	5.4	7.4	5.6	4.6	4.2	5.8	7	7	4.4	5.05	
	Jiang, L. X.	21431 Asso Professor	0.5	11.6	7.45	0.7	32.8	4	5.2		11.85	10.3	12.9	
		Chair	0.5											
	Kowsky, F. R.	21379 Dstg Professor	0.0	45		36.2		<b>retired</b>						
	Krims, L. R.	14008 Professor	1.0	6.8	4.8	6.2	6.6	7.2	6.8	7.8	7.4	7.6	7.2	
	Lourenco, E	21590 Asst Professor	1.0								5.85	6.65	6.3	
	LoVullo, M.	62727 Lecturer	0.2					5.8	3	7		5.2	6.8	
	Miller, J. A.	21037 Asst Professor	1.0	13.2	13	12.3	11.05	10.8	11.9	13.1	13.05	11.4	12.45	
	Naetzker, N. W.	62899 Lecturer	0.3	11.4	9.2	12.4	9.2	13	9.2	12	8	11.6	7.4	
	Payne, K. P.	21481 Asso Professor	1.0	6.41	6.2	7.75	8.7	7.3	7.8			7.7	14.1	
	Sowiski, P. J.	21590 Professor	0.0	9.65		11.55		<b>retired</b>						
	Sylvia, J	62804 Lecturer	0.2							2.8	5.8	6.4	6.4	
10 Full Time, 7 Part Time, Fall Instructional FTE:			11.0	Fine Arts Department									247.8	264.4

	2003/04	2004/05	2005/06 *	2006/07	2007/08	2008/09	2009/10
<b>FTE Student</b>							
<b>Fall Total</b>	<b>266</b>	<b>269</b>	<b>274</b>	<b>196</b>	<b>180</b>	<b>213</b>	<b>197</b>
U/G	265	269	274	194	180	209	192
Grad	1	0	0	1	0	4	5
<b>Spring Total</b>	<b>254</b>	<b>260</b>	<b>257</b>	<b>189</b>	<b>191</b>	<b>199</b>	<b>194</b>
U/G	253	260	254	186	191	199	191
Grad	2	1	3	3	0	0	3
<b>Average</b>	<b>260</b>	<b>265</b>	<b>265</b>	<b>192</b>	<b>186</b>	<b>206</b>	<b>195</b>
<b>FTE Faculty</b>	15.3	16	15.7	13.8	14.2	11.9	13
FT Fac	12	12	11	11	11	9	10
PT Fac	17	21	23	17	17	20	8
<b>S/F</b>	17.0	16.8	16.9	13.9	13.1	17.3	15.0
<b>Major Headcount</b>							
<b>Fall</b>							
U/G	79	69	69	53	61	63	66
Grad	10	13	10	8	12	13	6
<b>Fall Total</b>	<b>89</b>	<b>82</b>	<b>79</b>	<b>61</b>	<b>73</b>	<b>76</b>	<b>72</b>
<b>Spring</b>							
U/G	74	68	61	49	54	62	60
Grad	11	12	11	8	13	8	6
<b>Spring Total</b>	<b>85</b>	<b>80</b>	<b>72</b>	<b>57</b>	<b>67</b>	<b>70</b>	<b>66</b>
<b>Degrees Granted</b>							
Bachelor's	14	12	9	13	11	5	
Master's	0	1	0	0	0	0	
<b>Fall Data</b>							
<b>New Freshmen</b>	5	10	7	4	9	10	8
<b>New Transfers</b>	11	5	9	5	9	13	11
<b>New Grad Students</b>	5	6	2	1	2	0	4

**Academic Programs and Enrollment - Fall 2009 & Spring 2010**

**Major**

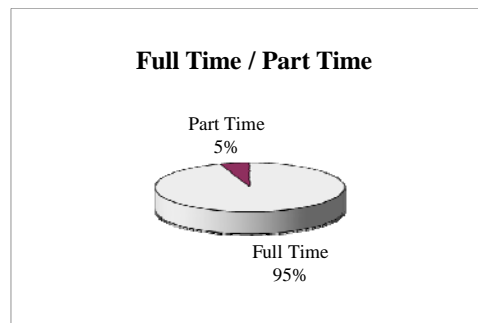
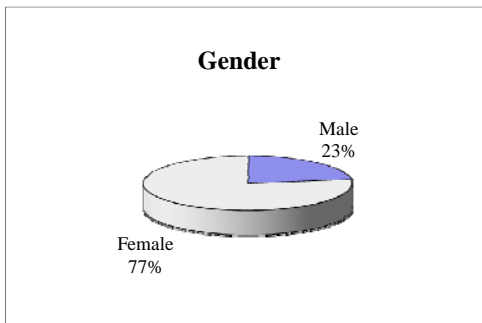
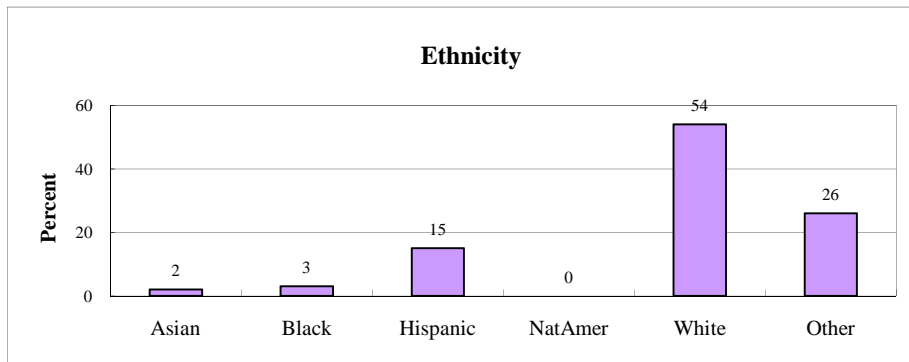
**Fall 2009 Spring 2010**

SPS	Spanish 7-12	1	8
FRE	French	16	16
FRS	French 7-12	3	3
SPA	Spanish	39	33
FLE	Foreign Language Education	0	1
SPA	Spanish	2	0
SPS	Spanish 7-12	5	4
FRS	French 7-12	3	1
SPS	Spanish 7-12	3	

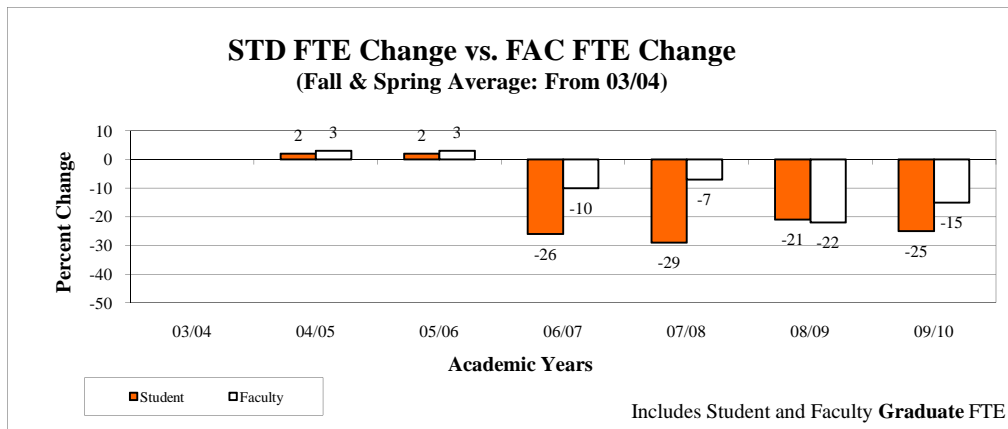
**Minor**

FRE	French	11	14
GER	German	6	8
ITA	Italian	7	9
SPA	Spanish	42	47

FALL STUDENT PROFILE



PERCENT CHANGE IN STUDENT AND FACULTY FTE



Faculty Listing: FTE Students

Department Name	Line #	Budgeted Title	Budgeted FTE	Fall 2005	Spr. 2006	Fall 2006	Spr. 2007	Fall 2007	Spr. 2008	Fall 2008	Spr. 2009	Fall 2009	Spr. 2010
<b>420036 Modern and Classic Languages</b>													
	Agudelo, J. M.	62011 Lecturer	0.3	16.0	16.4	16.4	12.8	12	14	11.8	15	16.6	16.6
	Bauman, M	62752 Lecturer	0.3							4.2	1.6	13.8	16.4
	Behrns, G. M.	62986 Lecturer	0.3						8.6	6.4	9.4	9.6	6.8
	Benzin, B. B.	62573 Lecturer	0.1	9.6	4.4	3.6	2.4	9.4	6.6	5.4	5	5	3.6
	Bowen, J	62531 Lecturer	0.1							0.8	0.8	1.6	1.6
	Clarke, T. C.	62155 Lecturer	0.1	9.4	6	6.2			2.2	4.8		1	
	Garrett, M. I.	20882 Staff Assistant	0.0	8.2	8	5.6	3.6	6	3.2	5.8	3	6	6.8
	Giacobbe, R. S.	62201 Lecturer	0.2	12.6	11.2	7	7.6	8.2	5.4	14	8.8	5.2	7.6
	* Grace, L	21123 Asst Dean	0.0										3.2
	Guiati, A.	21566 Dist. Professor	1.0	0.2	0.2	lwp	0.6		1		0.2		6.8
	Hovland, D. L.	21298 Asso Professor	0.5	10.2	13.8	12	11.2	0.6	4.6	5.25	0.8	2	2.85
		Chair	0.5										
	Johnson, M.	21309 Asso Professor	1.0	0.6	7.2	0	5.8		5.2	2.8	13.6	5.6	9.4
	Kirby, C. B.	21011 Professor	1.0	5.2	6.6	3.6		4.2	4.8	9.8	6.6	7.5	7.8
	Martin, R.	62569 Lecturer	0.1										
	Mazziotti, J.	62086 Lecturer	0.2		9.6	12.8	11.2	10	10.2	10	8.6	10.6	11.2
	McKee, E.	62790 Lecturer	0.1	10.85	5.55	11.95	7.8	2	1.25	3.25		1.8	

Faculty Listing: FTE Students

Department Name	Line #	Budgeted Title	Budgeted FTE	Fall 2005	Spr. 2006	Fall 2006	Spr. 2007	Fall 2007	Spr. 2008	Fall 2008	Spr. 2009	Fall 2009	Spr. 2010
Merini, R.	21531	Asso Professor	1.0	lwp	10.4	5.6	1.8	5.8	5.2	6.2	5.4	8	11.4
Miller, B.	21340	Asso Professor	1.0										7.4
Montesano, D. M.	62099	Lecturer	0.1	9.4	10.6	5.6	5.6	8.4	5.8	5.6	5.4	7.8	
Namulala, E. K.	62106	Lecturer	0.2	4	1.6	2.6	2.4	2.4	2	4	2	2.8	3
Navarro-Castane, S	62622	Lecturer	0.1								11.2	5.2	11
Neira, R. F.	21600	Asso Professor	1.0	7	6.6	6	5.8	6.4	6.6	9.4	8.2	8.6	
Perez-deLeon, M. M.	62228	Lecturer	0.1	lwop		11.2	11.2	16.4	16.6	16.8	13.8	5.6	
SanFilippo, F. M.	62534	Lecturer	0.2	10.4	10.6	12.2	11.2	10.2	11.2	11	5.2	16.2	
Santiago, P.	62035	Lecturer	0.3	17	10.6	15.4	14.8	13	11.6	13	13.8		15.6
Schwartz, L. M	21186	Professor	0.0	1.8	7.6	0.9	6.4	0	0	<b>retired</b>			
Testa, G	62580	Lecturer	0.2							2.8	9	9.8	8.6
Tian, Y.	62847	Lecturer	0.3	0.6	4	7.6	6	7.6	7.2	9	8.2	7.8	5.4
Vermy, M	21247	Professor	1.0									10.2	6.6
Warford, M. K.	21663	Asst Professor	1.0	10	7.8	5.6	9.6	4.4		8.6	8.07	5	4.6
Webber, H.	62110	Lecturer	0.3	11.4	11.7	9	8	8	7.4	15.2	9.2	14.2	9.6
White, W. L.	21367	Asst Professor	1.0					8	8.6	8.2	8.8	7.55	7
Wiswall, D.	62894	Lecturer	0.2	4	4.2	3	2.2	1.8	3.2	1.8	2	1.8	3.2
10 Full Time, 18 Part Time, Fall Instructional FTE:			13.0	Modern Classic Languages Department								196.9	194.1

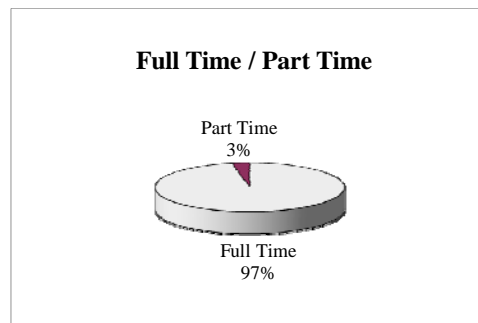
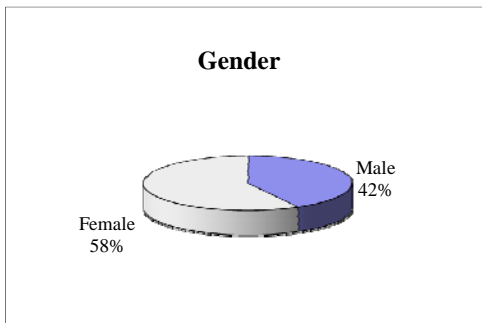
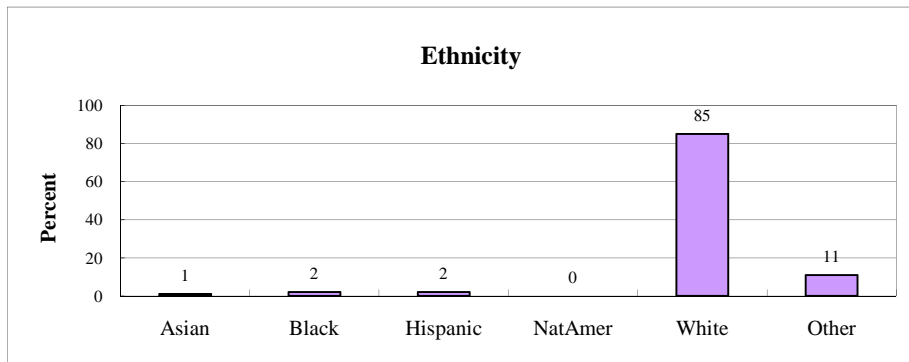
	2003/04	2004/05	2005/06 *	2006/07	2007/08	2008/09	2009/10
<b>FTE Student</b>							
<b>Fall Total</b>	93	<b>97</b>	<b>112</b>	<b>106</b>	<b>96</b>	<b>126</b>	<b>175</b>
U/G	93	97	112	106	96	126	175
Grad	0	0	0	0	0	0	0
<b>Spring Total</b>	107	<b>118</b>	<b>109</b>	<b>104</b>	<b>103</b>	<b>109</b>	<b>177</b>
U/G	107	118	109	104	103	109	177
Grad	0	0	0	0	0	0	0
<b>Average</b>	100	<b>108</b>	<b>111</b>	<b>105</b>	<b>99</b>	<b>117</b>	<b>176</b>
<b>FTE Faculty</b>	N/A	N/A	8.8	9.8	10.1	11.5	14.3
<b>FT Fac</b>	N/A	N/A	8	9	9	10	11
<b>PT Fac</b>	N/A	N/A	11	11	13	14	28
<b>S/F</b>	N/A	N/A	12.6	10.7	10	10.2	12.3
<b>Major Headcount</b>							
<b>Fall</b>							
U/G	58	72	74	77	82	97	119
Grad	0	0	0	0	0	0	0
<b>Fall Total</b>	58	<b>72</b>	<b>74</b>	<b>77</b>	<b>82</b>	<b>97</b>	<b>119</b>
<b>Spring</b>							
U/G	57	69	69	75	84	93	109
Grad	0	0	0	0	0	0	0
<b>Spring Total</b>	57	<b>69</b>	<b>69</b>	<b>75</b>	<b>84</b>	<b>93</b>	<b>109</b>
<b>Degrees Granted</b>							
<b>Bachelor's</b>	12	4	11	11	12	13	
<b>Master's</b>	0	0	0	0	0	0	
<b>Fall Data</b>							
<b>New Freshmen</b>	11	14	12	19	13	25	29
<b>New Transfers</b>	5	5	7	4	10	8	19
<b>New Grad Students</b>	0	0	0	0	0	0	0

**Academic Programs and Enrollment - Fall 2009 & Spring 2010**

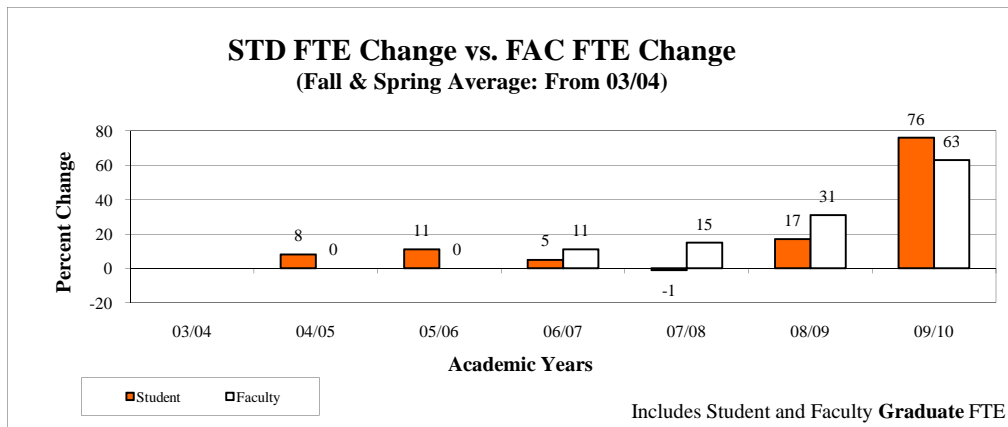
<u>Major</u>		<u>Fall 2009 Spring 2010</u>	
MUS	Music	82	67
MUE	Music Education	37	42
<u>Minor</u>			
MUS	Music	0	0

Department: Music (Graphics reflect undergraduate enrollment only)

FALL STUDENT PROFILE



PERCENT CHANGE IN STUDENT AND FACULTY FTE



Faculty Listing: FTE Students

Department Name	Line #	Budgeted Title	Budgeted FTE	Fall 2005	Spr. 2006	Fall 2006	Spr. 2007	Fall 2007	Spr. 2008	Fall 2008	Spr. 2009	Fall 2009	Spr. 2010		
<b>520066 Music</b>															
		Aubin, I.	62681	Lecturer	0.1			1.2	1.53	1.46	1.47	1.33	1.8	2	
		Barnum, E. M.	62718	Lecturer	0.1				0.06	0.06	0.07	0.07	0.07		
		Bewlay, H. E.	21204	Lecturer	1.0	0	1.06	3	1.53	2.33	1.86	1.47	1.73	1.93	1.87
		Black, D	62672	Lecturer	0.1						0.07	0.33	0.6		
		Boyce, B. W	62668	Lecturer	1.0	1.86	2.06	2.2	1.66	2.6	2.33	3.07	2.47	3.2	2.87
		Branagan, M.	62532	Lecturer	0.1	0.59	0.26	0.33	0.13	0.13	0.2	0.2	0.13	0.13	0.13
		Christie, P	62971	Lecturer	0.1								0.67		
		Docenko, G.	62595	Lecturer	0.1	0.53		0.6		0.66			2.87	0.07	
		Docenko, Jr.	62595	Lecturer	0.1									2.6	
		Drummond, E	62589	Lecturer	0.4						15.67	13.33	15.93	15.93	
		Ferrington, P	62860	Lecturer	0.2								7	12.07	
		Fleishman, J	62590	Lecturer	0.2						2.4	0.47	4.47	4.6	
		Fleming, R. L.	21135	Asst Professor	1.0	4.86	5.26	4	5.13	3.73	5.4	4.53	6.27	6	7.47
		Fradette, Amelie	62697	Lecturer	0.1									0.07	
		Furby, V	23423	Asst Professor	1.0						2.73	4.53	4.93	6.4	
		Fuster, B.	21671	Asso Professor	0.5	4.66	1.26	1.06	1.4	1.2	1.26	1.6	1.2	1	0.8
		Chair			0.5										
		Galluzzo, J.	62792	Lecturer	0.1									0.33	
		Glidden, A. M.	62952	Lecturer	0.1									0.33	
		Gormley, L. L.	62716	Lecturer	0.1	0.4	0.2	0.4	0.33	0.66	0.73	0.8	0.87	0.53	0.4
		Guzkki, C	23404	Asst Professor	1.0								12.73	12.2	
		Henriques, J	21264	Asst Professor	1.0								5.6	8.47	
		Hodges, M.	62595	Lecturer	0.1										
		Holzemer, K.	62693	Lecturer	0.1									0.2	
		Hunter, L. R.	21204	Asst Professor	1.0			8.4	4.13	6.33	5.53	8.73	2.87	3.25	3.33
		Jolley, C.	62516	Lecturer	0.1		0.06	0.06	0.2	1	1	1	1.07	1.2	0.93
		Kostusiak, T.	20843	Staff Assistant	0.0				2.8		1.2	2.33	2	2.73	2.13
		Maguda, J. K.	62953	Lecturer	0.1	0.93	0.6	0.2	0.2	0.2	0.4	0.47	0.33	0.6	0.47
		Maimine,	none	Lecturer	0.1									1.2	
		Mancuso, C.	21239	Professor	1.0	53.2	45.4	49.6	45	34.6	36.2	42	39.2	49.25	52.2
		Mattix, A.	62728	Lecturer	0.1									0.13	
		McAneny, M. A.	62872	Lecturer	0.3	5.4	4.53	5.66	5.6	5.2	5	6.2	7.33	9.13	7

Faculty Listing: FTE Students

Department Name	Line #	Budgeted Title	Budgeted FTE	Fall 2005	Spr. 2006	Fall 2006	Spr. 2007	Fall 2007	Spr. 2008	Fall 2008	Spr. 2009	Fall 2009	Spr. 2010	
Muzyk, J	62984	Lecturer	0.1							0.2	0.2	0.4	0.4	
Nicely, T. M.	62566	Lecturer	0.3					4.4	8.4	11.6	7	18.8	19.8	
Prokes, P.	62412	Lecturer	0.1										0.83	
Prokes, R.	62111	Lecturer	0.1										0.83	
Reinoso, C. H.	21676	Asso Professor	1.0	5.46	8.26	6	4.73	5.33	4.86	7.8	4.4	7.33	5.73	
Schiavone, D.	63068	Lecturer	0.1	0.86	0.4	0.66	0.86	0.33	0.2	0.33	0.4	0.93	0.73	
Schuman, S	62923	Lecturer	0.2									1.47	1.4	
Weissman, K.	62721	Lecturer	0.1									1.53		
Witakowski, T.	23359	Asso Professor	1.0	10.66	6.66	0.06	6.4	7.26	5.46	5.93	5.4	8.27		
Witnauer, M. P.	62951	Lecturer	0.1	0.53	0.26	0.26	0.33	0.53	0.4	0.47	0.67	0.47	0.27	
* Zacko-Smith	23420	Asst Professor	0.0									0.07		
Zapalowski, P.	62724	Lecturer	0.1				0.06	0.06	0.06	0.2	0.2	0.27	0.33	
11 Full Time, 28 Part Time, Fall Instructional FTE:			14.3	Music Department									2184.2	2186.5

	2003/04	2004/05	2005/06 *	2006/07	2007/08	2008/09	2009/10
<b>FTE Student</b>							
<b>Fall Total</b>	261	<b>222</b>	<b>212</b>	<b>224</b>	<b>245</b>	<b>221</b>	<b>237</b>
U/G	261	222	212	224	245	221	237
Grad	0	0	0	0	0	0	0
<b>Spring Total</b>	163	<b>170</b>	<b>216</b>	<b>256</b>	<b>233</b>	<b>211</b>	<b>181</b>
U/G	162	168	216	256	233	211	181
Grad	1	2	0	0	0	0	0
<b>Average</b>	212	<b>196</b>	<b>214</b>	<b>240</b>	<b>239</b>	<b>216</b>	<b>209</b>
<b>FTE Faculty</b>	N/A	N/A	6.7	7.5	7.6	8.5	7.7
<b>FT Fac</b>	N/A	N/A	6	7	7	7	8
<b>PT Fac</b>	N/A	N/A	8	7	8	8	7
<b>S/F</b>	N/A	N/A	32.0	32.0	31.5	25	27.1
<b>Major Headcount</b>							
<b>Fall</b>							
U/G	51	45	49	75	70	80	59
Grad	0	0	0	0	0	0	0
<b>Fall Total</b>	21	<b>19</b>	<b>49</b>	<b>75</b>	<b>70</b>	<b>80</b>	<b>59</b>
<b>Spring</b>							
U/G	15	20	60	68	67	82	47
Grad	0	0	0	0	0	0	0
<b>Spring Total</b>	15	<b>20</b>	<b>60</b>	<b>68</b>	<b>67</b>	<b>82</b>	<b>47</b>
<b>Degrees Granted</b>							
<b>Bachelor's</b>	19	16	12	18	20	22	
<b>Master's</b>	0	0	0	0	0	0	
<b>Fall Data</b>							
<b>New Freshmen</b>	1	4	3	8	1	5	3
<b>New Transfers</b>	9	9	13	16	10	18	6
<b>New Grad Students</b>	0	0	0	0	0	0	0

**Academic Programs and Enrollment - Fall 2009 & Spring 2010**

Major

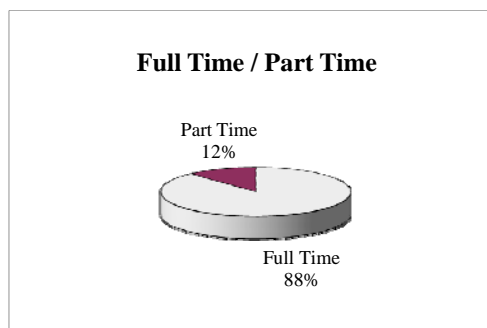
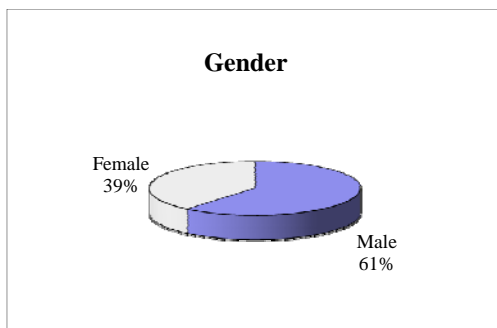
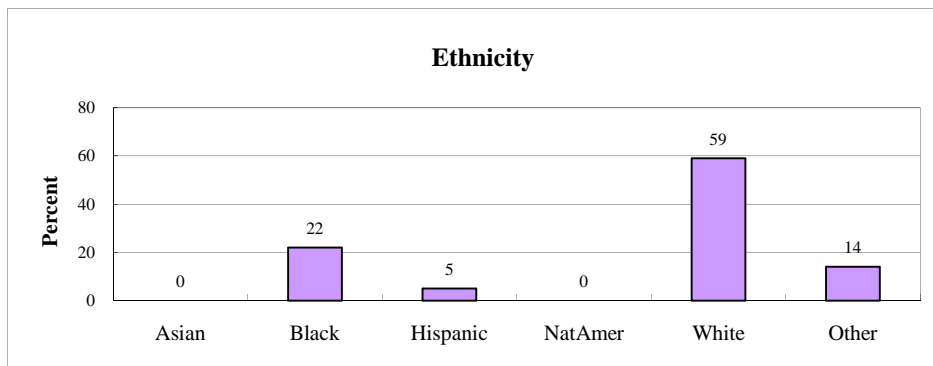
Fall 2009 Spring 2010

HUM	Humanities	23	8
PHI	Philosophy	36	39

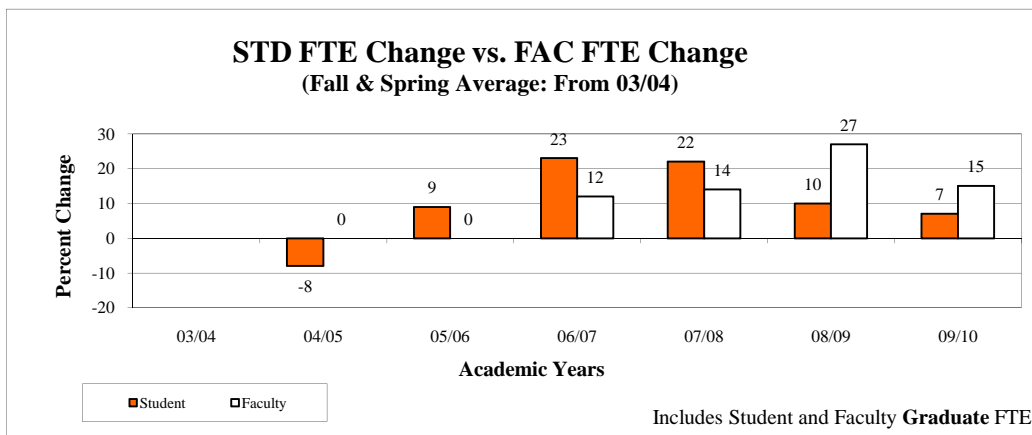
Minor

REL	Religious Studies	25	28
PHI	Philosophy	0	6

FALL STUDENT PROFILE



PERCENT CHANGE IN STUDENT AND FACULTY FTE



Faculty Listing: FTE Students

Department Name	Line #	Budgeted Title	Budgeted FTE	Fall 2005	Spr. 2006	Fall 2006	Spr. 2007	Fall 2007	Spr. 2008	Fall 2008	Spr. 2009	Fall 2009	Spr. 2010
<b>420073 Philosophy and Humanities</b>													
	Abbarno, J. M.	62359 Lecturer	0.1	7.8	8	8	9.2	8	8.4	7.2	7.8	8	6
	* Ali, B	21120 Lecturer	0.0									6.6	
	Blessing, K.	21623 Asst Professor	0.5		16.9	30.4	21.6	24.2	10.6	8.2	11.2	42.2	9.4
		Chair	0.5										
	Cole, J	23411 Asst Professor	1.0							17.2	14	20.4	11.4
	* Chase,	28795 Staff	0.0										2
	Draeger, J. D.	21058 Asst Professor	1.0	15.2	16.8	15.6	28.6	8.8	29.6	14	9.6	6.2	15
	Duffy, L	62010 Lecturer	0.1									9	18
	Ferguson, M. C.	21547 Professor	1.0	20.6	18.6	22.2	24.2	11	24.6	19.8	25.2	15.9	
	Foran, J	62585 Lecturer	0.1									9	15.2
	Grinnell, J. D.	23427 Asst Professor	1.0					17.2	8.8	13.8	15	10.2	15
	Grunebaum, J. O.	21058 Professor	0.0	<b>retired</b>									0.2
	Hole, G. T.	21486 Dst. Professor	0.5	18.8	8.4	12.4	5.4	11.8	9.6	13	9.2	6	0.2
		Chair	0.5										
	Kelley,	none Lecturer	0.1										9
	* Leist, S	21625 Professor	0.0									9.2	
	Lenegan, B.	62459 Lecturer	0.1	3.0		8.6	9	7.6	9	8	7.8	8.8	8.6
	Nosich, G.	62094 Professor	1.0		2.4	3.6	10.2	12.4	13.4	11.2	12.6	13.6	11.4
	* Park, R.	20062 Staff Associate	0.0		6.6	9.2	8.8	7.4	7.4	7.8	6	6.6	9
	Podet, A. H.	21552 Professor	1.0	31.2	22	25.8	16.4	47.4	21.2	32.05	29.6	33.4	23
	Renzi, T. G.	20801 Staff	0.0	7	4.6	5.6	12.6	5		5.2	6.2	4.8	10
	Shine, L.	62370 Lecturer	0.1						8.6	8.6		9.4	
	Thompson, J. M.	62803 Lecturer	0.1					7.6		15.2	3	8.6	8.8
	Tyrpak-Endres, A.	62393 Lecturer	0.1	8.0	8.2	8	9	8	8	7.8	8	9	9
8 Full Time, 7 Part Time, Fall Instructional FTE:			7.7	Philosophy & Humanities Department								236.9	181.2

	2003/04	2004/05	2005/06 *	2006/07	2007/08	2008/09	2009/10
<b>FTE Student</b>							
<b>Fall Total</b>	103	<b>113</b>	<b>120</b>	<b>189</b>	<b>188</b>	<b>183</b>	<b>221</b>
U/G	103	113	120	188	187	183	221
Grad	0	0	0	1	1	0	0
<b>Spring Total</b>	120	<b>129</b>	<b>120</b>	<b>205</b>	<b>202</b>	<b>205</b>	<b>244</b>
U/G	119	128	120	204	201	205	244
Grad	1	1	0	1	1	0	0
<b>Average</b>	111.5	<b>121</b>	<b>120</b>	<b>197</b>	<b>195</b>	<b>194</b>	<b>232</b>
<b>FTE Faculty</b>							
FT Fac	N/A	N/A	N/A	7.8	7.7	9.6	9.7
PT Fac	N/A	N/A	N/A	7	7	9	9
PT Fac	N/A	N/A	N/A	7	5	7	7
<b>S/F</b>	N/A	N/A	N/A	25.2	25.3	20.2	24.0
<b>Major Headcount</b>							
<b>Fall</b>							
U/G	59	69	75	75	78	92	133
Grad	0	0	0	0	0	0	0
<b>Fall Total</b>	59	<b>69</b>	<b>75</b>	<b>75</b>	<b>78</b>	<b>92</b>	<b>133</b>
<b>Spring</b>							
U/G	60	69	79	70	65	94	147
Grad	0	0	0	0	0	0	0
<b>Spring Total</b>	60	<b>69</b>	<b>79</b>	<b>70</b>	<b>65</b>	<b>94</b>	<b>147</b>
<b>Degrees Granted</b>							
Bachelor's	10	11	6	16	10	23	
Master's	0	0	0	0	0	0	
<b>Fall Data</b>							
<b>New Freshmen</b>	11	12	10	6	15	19	28
<b>New Transfers</b>	10	7	9	7	9	5	17
<b>New Grad Students</b>	0	0	0	0	0	0	0

**Academic Programs and Enrollment - Fall 2009 & Spring 2010**

**Major**

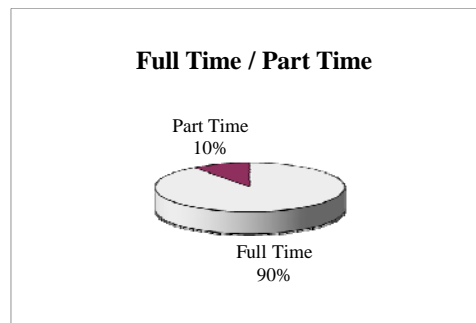
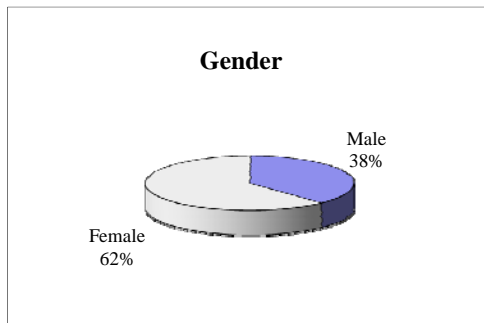
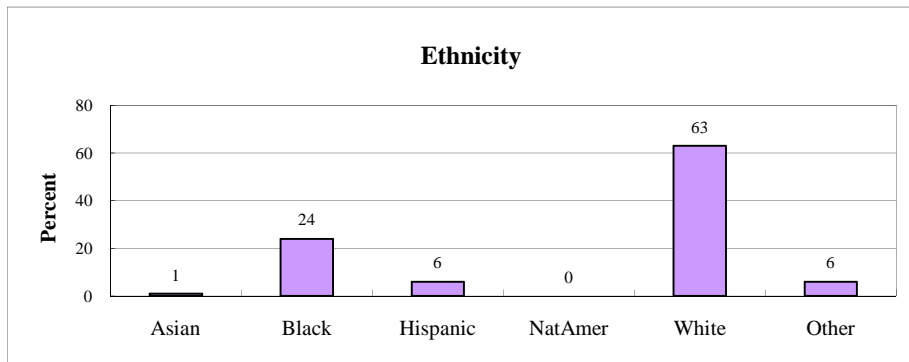
**Fall 2009 Spring 2010**

ALT	Arts and Letters	48	64
THA	Theater	85	83

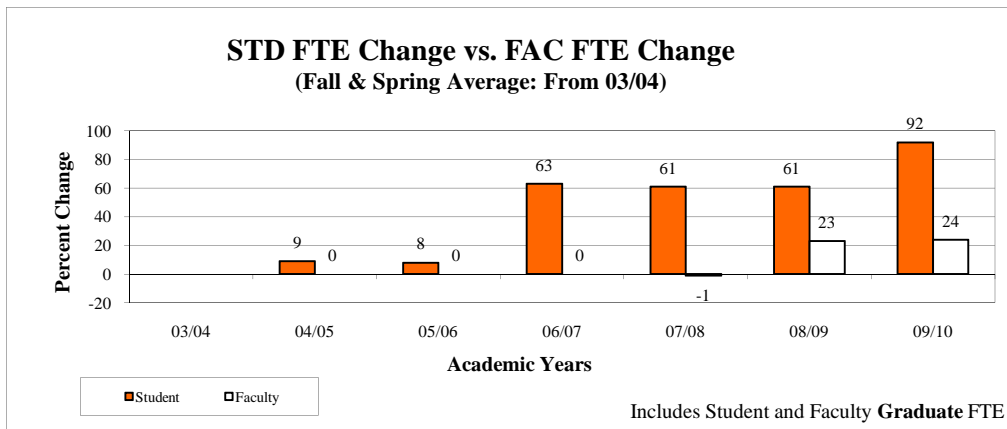
**Minor**

THA	Theater	16	13
DAN	Dance	21	25

FALL STUDENT PROFILE



PERCENT CHANGE IN STUDENT AND FACULTY FTE



Faculty Listing: FTE Students

Department Name	Line #	Budgeted Title	Budgeted FTE	Fall 2005	Spr. 2006	Fall 2006	Spr. 2007	Fall 2007	Spr. 2008	Fall 2008	Spr. 2009	Fall 2009	Spr. 2010	
<b>520091 Theater</b>														
	Bagarozzo, S	62701 Lecturer	0.1							16	31.6	31.6	26.6	
	Beckley, C. Y	21357 Asso Professor	1.0	lwp	4	2.4	3.26	3.63	0.2	3.47	4	2.07	1.2	
	Butler, D	520091 Lecturer	0.1									3.2		
	Chase, A.	28795 Staff Associate	0.0		32	15	1.6	3.6	6.4	4.6		6.33		
	Emo, A. R.	62052 Staff Assistant	1.0		3	0.4	2	1.2	3.73	2	5.4	10.13	11.4	
	Faust, G. E.	20847 Staff Assistant	0.0	2.53	4.3	3.2	3.93	2.53	4.2	2.33	3.87	1.93	0.4	
	Finnegan, D. A.	21506 Asso Professor	0.0	20.8	0	<b>retired</b>								
	Fire, E	none Staff	0.0							0.07		1	0.67	
	Guarino, J. A.	62515 Lecturer	1.0	11.8	25.33	22.8	26.33	16.4	25	15.4	9.2	18.4	21.6	
	Jones, C. R.	23466 Asst Professor	1.0				6.66	23.86	9.06	16.53	14.47	13.4	15.73	
	Joyce, T	62647 Lecturer	0.1									5	26.2	
	Kahn A. J.	21518 Asso Professor	0.5	6.46	4.2	7	15.2	6.8	8.8	3.6	13.13	3.8	7.2	
		Chair	0.5											
	* Mancuso	21239 Professor	0.0									0.2		
	McLaughlin	none Lecturer	0.1										2.6	
	Pippa, C	62691 Lecturer	0.3							3.4	10.8	19.15	9.2	
	Porter, M	62315 Lecturer	0.1									3.6	13.2	
	Price, J	21705 Asso Professor	1.0							9.6	5.2	11.4	6.07	
	Reed, J.	21657 Asst Professor	1.0	8.39	13.92	13.8	12.4	11.2	6.6	12.33	9.13	14.07	15.67	
	Rinelli, L. M.	62710 Lecturer	0.2	9.8	9.6	9.2	9.4	10.73	10.66	5.2	3.93	8.73	10.8	
	Schweitzer, S	23424 Asst Professor	1.0					2.4	1.4		1.8	1	1.73	
	Shanahan, D	62711 Lecturer	0.2							11.8	24	33	39.6	
	Weisenburger	62770 Lecturer	0.1							15.2	15.4	18.8	15.6	
	Youngstrom, D. M.	21377 Asst Professor	1.0	20.4	16.6	20.25	13.4	12.8	14.4	13.4	13.93	13.7	18.8	
9 Full Time, 7 Part Time, Fall Instructional FTE:			9.7	Theater Department									220.5	244.3